

MAKING
OUR

STATEMENT



MILWAUKEE

17



2017

MILWAUKEE

VOLLEYBALL

RECORD BOOK

2017 MILWAUKEE PANTHERS



JENNA MILLER
FR • 5-10 • MB/RS
APPLETON, WIS.



MAKENZIE MROZENSKI
FR • 6-2 • MB
NEW BERLIN, WIS.



LOUISE KIEKHOFER
SO • 5-9 • OH
ELM GROVE, WIS.



CARMEN HEILEMANN
FR • 6-0 • GK
SENDEN, GERMANY



KAILYNN MONGAN
FR • 5-5 • DS
GERMANTOWN, WIS.



SARA KARTALOVIC
JR • 6-4 • RS
BELGRADE, SERBIA



JENN DORE
SO • 5-11 • S
NAPERVILLE, ILL.



JESS KALOUS
SR • 6-2 • MB
GREENFIELD, WIS.



LEXIE USELDING
SO • 5-8 • DS/OH
WEST BEND, WIS.



MYKIE OLSEN
SR • 5-6 • DS
EAST TROY, WIS.



BRIDGET WALLENBERGER
SR • 6-2 • GK
CARPENTERSVILLE, ILL.



KYLIE WILKS
SO • 5-8 • OH
UNION GROVE, WIS.



CAITLIN SCHULTZ
JR • 6-4 • OH
PORT WASHINGTON, WIS.



SUSIE JOHNSON
HEAD COACH



LINDSEY VANDEN BERG
ASSOCIATE COACH



ELI SHARPING
ASSISTANT COACH

Quick Facts

• General Information

School:	University of Wisconsin-Milwaukee
City/Zip:	Milwaukee, WI 53211
Founded:	1885
Enrollment:	27,156
Nickname:	Panthers
Colors:	Black and Gold
Arena:	Klotsche Center (2,500)
Affiliation/Conference:	NCAA Division I/Horizon League
Chancellor:	Mark Mone
Athletic Director:	Amanda Braun
Senior Woman Administrator:	Kathy Litzau
Ticket Manager:	Ron Reeves
Athletics Phone:	414-229-5158
Ticket Phone:	414-229-5886

• Volleyball History

First Year of Volleyball:	1973
Overall all-time record:	1,046-599-9
First Year In Division I:	1990
Division I Record:	479-346
NCAA Appearances/Last Appearance:	10/2013
Last NCAA opponent/Result:	@Wisconsin, L 3-0

• Coaching Staff

Head Coach:	Susie Johnson
Alma Mater/Year:	Idaho State, '93
Record At School (Season):	178-119 (11th season)
Career Record (Season):	198-166 (13th season)
Office Phone:	414-229-4483
Assistant Coach:	Lindsey Vanden Berg
Assistant Coach:	Eli Sharping
Volleyball Athletic Trainer:	Emily Leskovicz

• Media Relations

Associate SID/Volleyball Contact:	Tim Prah
Cell Phone:	414-331-7709
E-Mail:	tdprahl@uwm.edu
Assistant AD - Strategic Communications:	Chris Zills
SID Fax:	414-229-5749
Website:	MKEPanthers.com
Video Channel:	BlackandGoldNetwork.com
Facebook:	facebook.com/MilwaukeePanthers
Twitter:	@MKE_Volleyball; @MKEPanthers;

• Introduction

The UWM Sports Information Department welcomes your coverage of the 2017 Panther volleyball team. Athletic Communications staff member Tim Prah serve as the main contacts for volleyball. They can be reached in the office at (414) 331-7709, by fax at (414) 229-5749 or by e-mail at tdprahl@uwm.edu. You can also follow the team on Twitter - @MKE_Volleyball.

• MKEPanthers.com

Information on each of UWM's 15 varsity sports is available online at the official website of UWM Athletics - MKEPanthers.com. The site includes recaps and previews of all UWM volleyball matches, as well as full biographies for each Panther player. The site also has audio and video coverage of Panther sports.

• About the 2017 Information and Record Book

The 2017 Milwaukee Volleyball Information and Record Book is written and designed by Tim Prah. Photography courtesy of Trevor Thompson, Mike Gryniwicz, Kerri Schuh and UWM Photo Services. Due to NCAA regulations, this publication cannot be distributed to prospective student-athletes, coaches and others. Additional information no longer included in this printed publication is available online at MKEPanthers.com.

• Informational Releases

The sports information office produces weekly press releases for women's volleyball. To be added to an electronic mailing list for prompt delivery of those releases to your home or office computer, contact Tim Prah.

• Credential Requests

All requests for media credentials for UWM volleyball home matches should be made to Tim Prah. Seating, power, phone lines and wireless internet service are all available courtside. Parking is available in an adjacent parking garage at posted rates.

• Interviews

All interviews with players and coaches should be arranged through Tim Prah. Players' personal phone numbers will not be released. Practices are open to the media and players and coaches are available to the media at that time. Post-match interviews can be conducted on the floor.

Always Stay Connected



UNITED WE ROAR

**Head
Coach**

Susie Johnson

11th Season • Idaho State, 1993 • 178-119 overall at UWM



Success With Susie



178

Wins In 10 Years As Head Coach

233-67

League Record In 20 UWM Seasons

10

Panther NCAA Tournament Berths

13

20-Win Seasons At UWM

13

UWM Regular Season League Titles

5

League Coach Of The Year Honors

For more information and a photo gallery, go to MKEPanthers.com

Susie Johnson has continued the winning tradition of Milwaukee Panther volleyball.

Johnson was named head coach in May of 2007 after 10 years as an assistant and associate head coach at Milwaukee. All she has done since is lead UWM to 178 wins, five regular-season titles, four league-tournament crowns and four NCAA Tournament berths.

Last year's team was one of the youngest, not only in the Horizon League, but also in the nation. Never one for excuses, Johnson once again coached her young team to a winning record, with three of her newcomers being named to the Horizon League All-Freshman Team. Headlining that trio was Bridget Wallenberger being named Horizon League Freshman of the Year, as well as earning a spot on the all-league team in just her first season.

In 2014, Johnson led her team to a second-place finish in the regular season despite a slew of injuries and challenges. The Panthers made it all the way to the Horizon League Tournament Championship match before coming up just short of its fifth NCAA Tournament bid with Johnson at the helm.

That comes on the heels of a very impressive 2013 campaign in which Johnson was named coach of the year for the fifth time overall. She led the Panthers on the path to a remarkable turnaround, going from an injury-plagued, seventh-place finish in 2012 to a ninth regular-season title in 11 years.

Her overall run has included the first undefeated Horizon League season in 17 years, a school-record 18-match winning streak and the program's best-ever NCAA Tournament performance - a heartbreaking five-set loss to Dayton in 2009.


The 2011 season may well have been her best. The Panthers went 25-5 overall and UWM went 16-0 in league play, becoming the first Horizon League team to go through the league schedule without a loss since Notre Dame did it in 1994. Milwaukee also set a school record with 18 straight wins and nearly upset Iowa State in the first round of the postseason.

One season earlier, she led the Panthers to a 15-1 league mark and an 11-match winning streak. In fact, UWM started the season 3-7 against a difficult non-league schedule but then won 17 of 19 matches after that, capturing the league crown.

In 2009, she directed her team to another 11-match winning streak. The first eight wins helped her team move from eighth to third in the league standings before three more wins in the league tournament helped her squad to the title and an eighth NCAA Tournament berth.

In 2008, Johnson directed a squad that included 12 freshmen and sophomores to the top of the league standings. UWM also beat then-#18 Iowa State during non-league play and claimed the Horizon League Tournament title and automatic berth into the NCAA Tournament. During her first season as head coach, Johnson led the Panthers to a school-record 26 wins and a fifth-straight Horizon League regular season title. UWM also put together winning streaks of 14 and 12 matches.

UWM has won either the regular season or tournament championship in league play in 16



UNITED WE REAR

Head Coach Susie Johnson



of the 20 seasons Johnson has been on the staff at UWM, while 10 of the last 19 Panther squads have qualified for the NCAA Tournament. In fact, UWM has staked its claim to clearly being the top volleyball program in the Horizon League. The Panthers have won a league-record seven league tournament titles while Milwaukee has gone 242-82 in Horizon League play since joining the conference (then the MCC) in 1994.

In her 20 seasons in Milwaukee, UWM has compiled a 404-189 record. That number includes a 229-57 mark in league play and a 193-47 record at home. Plus, the Panthers have won 123 of their 147 home league matches with Johnson on the bench.

Johnson's efforts on the recruiting trail have led to eight league newcomers of the year during her tenure, including Rachel Neuberger in 2009 and Bridget Wallenberger just last year. Plus, 22 Panther players have earned a spot on the league's all-newcomer team in the last 20 years. Panther players have then consistently developed into the best players in the Horizon League. In her 20 seasons in Milwaukee, Johnson has coached 10 League Players of the Year, with Kerri Schuh winning the award twice and Neuber-

ger claiming the distinction in 2013.

In all, players have earned all-league honors 51 times under Johnson and the recognition for Panther players has extended far beyond the Horizon League. With Johnson's assistance, UWM players have earned AVCA All-America honors nine times and AVCA All-Region honors 21 times. Plus, three Panthers have earned AVCA Region Freshman of the Year accolades, including Rachel Neuberger and Kayla Price.

Johnson's playing background is at setter, where she earned All-Big Sky and All-Northwest Region honors at Idaho State. She was also a two-time Academic All-Big Sky honoree and has helped direct the Panthers to great success in the classroom, with two Academic All-Americans and a team GPA above 3.3.

A native of Racine, Johnson joined the Panther staff after serving as an assistant coach at Indiana State. She also worked at Idaho State and was head coach at UW-Parkside. She lives in Racine with her husband, C.J., son Ty, daughter Josie and stepson Brody.

All-Time UWM Head Coaches

Coach	Years	W-L	Pct.
Toni Vick	2 (1973-74)	22-19	.537
Beth Norton	1 (1975)	22-13	.629
Nancy Schley	2 (1976-77)	10-42	.192
Tom Pleyte	15 (1978-92)	543-254-9	.679
Kathy Litzau	14 (1993-2006)	271-152	.641
Susie Johnson	10 (2007-pres.)	178-119	.603
TOTALS	44	1,046-599-9	.635

Susie Johnson By The Numbers

	2016	All-Time
Three Sets	8-5	83-64
Four sets	3-3	70-35
Five sets	4-5	42-34
Leading in kills	13-4	146-28
Trailing in kills	2-9	29-88
Tied in kills	0-0	3-3
Leading in digs	13-3	141-40
Trailing in digs	2-8	32-72
Tied in digs	0-2	5-7
Leading in blocks	8-1	106-20
Trailing in blocks	5-12	63-95
Tied in blocks	2-0	10-3
Leading in hit pct.	13-1	164-14
Trailing in hit pct.	2-11	14-105
Tied in hit pct.	0-1	0-1
Leading in Aces	10-1	99-27
Trailing in Aces	4-10	54-82
Tied in Aces	1-2	25-12
UWM above .200	11-1	131-24
UWM below .200	4-12	47-93
<i>Notable: UWM has hit better than .300 27 times and better than .400 four additional times</i>		
Opp. above .200	2-10	31-91
Opp. below .200	13-3	147-28
<i>Notable: 43-0 when holding opponent below .100; has also held opponent to a negative hitting pct. three times</i>		

Susie Johnson Against The Horizon League

Butler*	6-2
Cleveland State	14-10
Green Bay	15-6
Northern Kentucky	3-1
Oakland	4-6
Loyola*	9-2
UIC	16-5
Valparaiso*	18-8
Wright State	18-2
Youngstown State	16-4
TOTAL	118-45
<i>*No longer Horizon League member</i>	

UNITED WE RISE

Coaching Staff

Assistant Coach
Lindsey

Vanden Berg
13th Season • Milwaukee, 2004

Lindsey Vanden Berg is starting her 11th season as the top assistant for the Panther volleyball program after spending two seasons as the program's director of operations.



Vanden Berg, formerly Lindsey Spoden, was a standout player for the Panthers from 2000-03, becoming the first-ever UWM player to earn Division I All-America honors. In fact, her play on the court during her time as a Panther has earned her a spot in the Bud K. Haidet UWM Athletics Hall of Fame.

A four-time All-Horizon League honoree, Vanden Berg was the American Volleyball Coaches' Association Midwest Region Freshman of the Year in 2000 and an honorable mention AVCA All-American in 2003. She also earned all-region honors twice and was the co-player of the year in the Horizon League in 2003.

Vanden Berg is second in school history in assists, fourth in digs and UWM's career leader in aces. She helped the Panthers to three NCAA Tournament berths and a pair of league titles during her stellar four-year career.

In her assistant coaching role, Vanden Berg has taken on more on-court responsibilities while also working extensively on the Panthers' recruiting efforts. Vanden Berg's spot on the staff also puts an alum of the program in a crucial role on the staff.

Vanden Berg started her coaching career by working with the Milwaukee Sting Volleyball Club before returning to UWM in 2005.

A native of Alexandria, Minn., she married former Panther baseball player John Vanden Berg in the summer of 2007. The couple has a five-year-old daughter, Brooke and a son Cole, who was born in December 2013.

Assistant Coach
Eli

Sharping
1st Season • Wisconsin, 2012

Eli Sharping has been named an assistant coach for the Milwaukee volleyball team, head coach Susie Johnson announced in the Spring of 2017. Part of his duties at Milwaukee will include serving as the team's defensive coach, as well as the statistical and technical coordinator for the Panthers.



Sharping comes to Milwaukee after spending the past two seasons at the University of Tulsa where he helped the Hurricane amass 34 wins, including a 19-13 record just last year.

"Lindsey and I are very excited about adding Eli to our staff," Johnson said. "He has a good amount of experience, he's very familiar with the Midwest in terms of recruiting and we feel like he will add a lot to our program. The team will like his energy and his enthusiasm for the game and for our program."

"Eli has a dynamic personality and will make an immediate impact into our already strong culture."

Sharping arrived at Tulsa in 2015 after one season as the assistant coach with the East Carolina Pirates. In 2014, ECU posted 15 wins in a tough American Athletic Conference.

Prior to ECU, Sharping served as an assistant coach at the University of Georgia during the 2013 season. Sharping was responsible for opponent scouting using Data Volley and Data Video. In his year with Georgia, he helped guide the Bulldogs to a 22-9 mark, which was the program's best record since 1994. He also led Georgia to an 11-win conference ledger which tallied the Bulldog's best SEC record since the 1995 season as they went on to their first NCAA Tournament berth since 2004.

Prior to his stint at Georgia, Sharping served as a volunteer assistant coach at the University of Wisconsin. He helped the Badgers to a 17-win season while assisting the coaching staff with opponent scouting, video exchange and on-campus recruiting.

In addition to his collegiate coaching experience, Sharping also brings years of club-level success to Milwaukee. He spent five seasons as the head coach of the Capital Volleyball Academy in Madison, Wis., where he coached the 16, 17 and 18 age levels. In his second year with CVA, Sharping pioneered his squad to a ninth-place finish at the Junior Volleyball Association National Championships at the 18 Open Level before leading his 2010 team to a fifth-place showing at the 18 Open Level AAU National Championships.

Sharping also brings several years of camp experience to the Panthers as he has worked volleyball camps at Wisconsin, Marquette, Nebraska and Georgia.

While a student at Wisconsin, Sharping played for the men's club team from 2007-11 and served as a practice player for the women's volleyball team from 2008-11. He was also a member of the Sports Performance Boys' Volleyball Club from 2005-07. The all-area, all-conference and honorable mention all-state selection at Lake Park High School (Ill.) earned his Bachelor of Science in neurobiology from Wisconsin in 2012.



Andy Cole
Volunteer Assistant



Emily Leskowicz
Athletic Trainer



Tim Prah
Sports Information

2017 Milwaukee Volleyball Numerical Roster

No.	Name	Pos.	Ht.	Yr.	Hometown (High School/College)
1	Jenna Miller	MB/RS	5-10	Fr.	Appleton, Wis. (Appleton North)
2	Makenzie Mroczenski	MB	6-2	Fr.	New Berlin, Wis. (Eisenhower)
3	Louise Kiekhofer	OH	5-9	So.	Elm Grove, Wis. (Brookfield East)
4	Carmen Heilemann	MB	6-0	Fr.	Senden, Germany (Joseph Haydn Gymnasium)
5	Kailynn Mongan	DS	5-5	Fr.	Germantown, Wis. (Germantown)
6	Sara Kartalovic	MB	6-4	Jr.	Belgrade, Serbia (Sportska Gimnazja Beograd/State College of Florida)
8	Jenn Dore	S	5-11	So.	Naperville, Ill. (Naperville North)
9	Jess Kalous	MB	6-2	Sr.	Greenfield, Wis. (Greenfield)
10	Lexie Uselding	DS/OH	5-8	So.	West Bend, Wis. (West Bend East)
11	Mykie Olsen	DS/L	5-6	Sr.	East Troy, Wis. (East Troy)
12	Bridget Wallenberger	MB	6-2	So.	Carpentersville, Ill. (Jacobs)
14	Kylie Wilks	OH	5-8	So.	Union Grove, Wis. (Union Grove)
17	Caitlin Schultz	OH	6-4	Jr.	Port Washington, Wis. (Port Washington)

2017 Milwaukee Volleyball Alphabetical Roster

No.	Name	Pos.	Ht.	Yr.	Hometown (High School/College)
8	Jenn Dore	S	5-11	So.	Naperville, Ill. (Naperville North)
4	Carmen Heilemann	MB	6-0	Fr.	Senden, Germany (Joseph Haydn Gymnasium)
9	Jess Kalous	MB	6-2	Sr.	Greenfield, Wis. (Greenfield)
6	Sara Kartalovic	MB	6-4	Jr.	Belgrade, Serbia (Sportska Gimnazja Beograd/State College of Florida)
3	Louise Kiekhofer	OH	5-9	So.	Elm Grove, Wis. (Brookfield East)
1	Jenna Miller	MB/RS	5-10	Fr.	Appleton, Wis. (Appleton North)
5	Kailynn Mongan	DS	5-5	Fr.	Germantown, Wis. (Germantown)
2	Makenzie Mroczenski	MB	6-2	Fr.	New Berlin, Wis. (Eisenhower)
11	Mykie Olsen	DS/L	5-6	Sr.	East Troy, Wis. (East Troy)
17	Caitlin Schultz	OH	6-4	Jr.	Port Washington, Wis. (Port Washington)
10	Lexie Uselding	DS/OH	5-8	So.	West Bend, Wis. (West Bend East)
12	Bridget Wallenberger	MB	6-2	So.	Carpentersville, Ill. (Jacobs)
14	Kylie Wilks	OH	5-8	So.	Union Grove, Wis. (Union Grove)

UNITED WE RISE

Coaching Staff

Head Coach

Susie Johnson

11th season - Idaho State, 1993

Assistant Coach

Lindsey Vanden Berg

13th season - UWM, 2004

Assistant Coach

Eli Sharping

1st season - Wisconsin, 2012

Roster By State/Country

Wisconsin (9)

Jess Kalous; Louise Kiekhofer;
Jenna Miller; Kailynn Mongan;
Makenzie Mroczenski; Mykie Olsen;
Caitlin Schultz; Lexie Uselding; Kylie Wilks

Illinois (2)

Jenn Dore; Bridget Wallenberger

Germany (1)

Carmen Heilemann

Serbia (1)

Sara Kartalovic

Roster By Class

Seniors (2)

Jess Kalous; Mykie Olsen

Juniors (2)

Sara Kartalovic; Caitlin Schultz

Sophomores (5)

Jenn Dore; Louise Kiekhofer;
Lexie Uselding; Bridget Wallenberger;
Kylie Wilks

Freshmen (4)

Carmen Heilemann; Jenna Miller;
Kailynn Mongan; Makenzie Mroczensk

• 2016 Year in Review

For the ninth time in her 10 years as head coach, Susie Johnson once again guided the Milwaukee volleyball team to the Horizon League Tournament in 2016. The year that was dominated by the Panthers' youth and abundance of five-set matches came to an end with a combination of those in the first round of last year's tournament against Oakland.

• Young Panthers

Milwaukee had by far the youngest roster in the Horizon League last year and one of the youngest in the entire nation, with seven true freshmen and only five upperclassmen.

• Setting The Record Straight

With so many freshmen seeing significant minutes last season, the Milwaukee freshman record book was seemingly rewritten during the 2016 season. Last year alone saw the following added to its freshmen top-10 all-time lists: Jenn Dore, 1,142 assists (3rd); Bridget Wallenberger, 308 kills (3rd); Kylie Wilks, 271 kills (6th); Wallenberger, 2.91 kills/set (3rd); Wilks, 2.58 kills/set (5th); Wallenberger, 1.08 blocks/set (t-4th).

• Marathon Matches

One year after Milwaukee found itself in 10 matches that went the full five sets - the second most times that has happened in school history - the Panthers found themselves in another nine five setters in 2016. UWM won the first four of those contests before falling short in the next five - including a heartbreaker in the conference tournament.

• It's Good To Be Home

When it comes to home-court advantages, Milwaukee has proven to make the Klotsche Center one of the toughest places to play. With a 9-2 home record last season, UWM is now 90-30 under Susie Johnson at home for a winning percentage of .750. In fact, the Panthers have posted just one sub-.500 season at home under Johnson, while now posting five seasons with two or fewer home losses.

• Opening The Dore

Being a true freshman playing setter is no easy task, but Milwaukee's Jenn Dore handled the pressure just fine last year. Starting at the position from day one, Dore racked up a whopping 1,142 assists last year while helping the young Panthers to the Horizon League Tournament. That mark ranks third all-time for a freshman in school history and was just shy of 10th for any season in program history.

• All-Horizon League

Milwaukee's youth movement last year garnered plenty of postseason awards, including a trio handed out by the Horizon League. Bridget Wallenberger was named Horizon League Freshman of the Year last season, while also being named to the all-league and all-freshman squads. Fellow newcomers Jenn Dore and Kylie Wilks each also earned spots on the league's all-freshman squad last year.



2016 Final Standings

	League	Overall
Cleveland State	14-2	25-6
Green Bay	12-4	21-9
Northern Kentucky	11-5	18-11
Oakland	10-6	19-13
Milwaukee	9-7	15-13
Valparaiso	6-10	15-19
UIC	4-12	16-14
Wright State	4-12	9-20
Youngstown State	2-14	8-22

Postseason Honors

Player of the Year

- Grace Kauth, Cleveland State
- Offensive Player of the Year
- Grace Kauth, Cleveland State
- Defensive Player of the Year
- Morganne Longoria, Valparaiso
- Setter of the Year
- Gina Kilner, Cleveland State
- Freshman of the Year
- Bridget Wallenberger, Milwaukee
- Sara Skeens, Cleveland State
- Coach of the Year
- Chuck Voss, Cleveland State
- Sean Burdette, Green Bay

All-League Team

- Grace Kauth, Cleveland State
- Lydia DeWeese, Green Bay
- Haley Libs, Northern Kentucky
- Alexis Middlebrooks, Cleveland State
- Keely Creamer, Northern Kentucky
- Morganne Longoria, Valparaiso
- Gina Kilner, Cleveland State
- Megan Powers, Green Bay
- Kelsie Groot, UIC
- Taylor Snyder, Northern Kentucky
- Sammy Condon, Oakland

All-Freshman Team

- Bridget Wallenberger, Milwaukee
- Sara Skeen, Cleveland State
- Maddie Yoss, Green Bay
- Jenn Dore, Milwaukee
- Jordan Lentz, Oakland
- Kylie Wilks, Milwaukee
- Laura Crawford, Northern Kentucky

UNITED WE RISE

2016 Overall Statistics

	S	K	KPS	E	TA	Pct	A	APS	SA	SE	SAPS	RE	DIG	DPS	BS	BA	Total	BPS	BE	BHE	Points
12 WALLENBERGER, Bri	106	308	2.91	111	762	.259	3	0.03	23	29	0.22	1	45	0.42	23	92	115	1.08	18	0	400.0
14 WILKS, Kylie	105	271	2.58	123	820	.180	13	0.12	19	25	0.18	39	266	2.53	2	27	29	0.28	2	0	305.5
17 SCHULTZ, Caitlin	76	230	3.03	110	622	.193	0	0.00	0	0	0.00	1	13	0.17	2	30	32	0.42	1	0	247.0
9 KALOUS, Jess	100	223	2.23	102	503	.241	2	0.02	1	2	0.01	1	13	0.13	26	90	116	1.16	10	0	295.0
3 KIEKHOFER, Louise	76	110	1.45	69	362	.113	9	0.12	0	6	0.00	12	134	1.76	1	24	25	0.33	6	0	123.0
7 BOOK, Sydney	60	70	1.17	41	209	.139	2	0.03	0	1	0.00	2	21	0.35	1	32	33	0.55	0	0	87.0
1 MANSFIELD, Taylor	35	47	1.34	22	130	.192	0	0.00	0	0	0.00	0	9	0.26	1	18	19	0.54	0	0	57.0
15 WILLIAMS, Maddie	43	41	0.95	28	136	.096	0	0.00	0	0	0.00	0	5	0.12	6	15	21	0.49	1	0	54.5
8 DORE, Jenn	108	35	0.32	12	137	.168	1142	10.57	17	32	0.16	1	193	1.79	1	55	56	0.52	8	7	80.5
2 RUIZ, Myanna	108	8	0.07	6	53	.038	69	0.64	18	18	0.17	26	480	4.44	0	0	0	0.00	0	1	26.0
13 MATTSON, Kaisa	10	8	0.80	4	21	.190	0	0.00	0	0	0.00	0	1	0.10	2	5	7	0.70	0	0	12.5
10 USELDING, Lexie	26	7	0.27	8	29	-.034	3	0.12	1	2	0.04	3	37	1.42	0	0	0	0.00	2	0	8.0
11 OLSEN, Mykie	79	3	0.04	0	9	.333	11	0.14	12	19	0.15	10	166	2.10	0	0	0	0.00	0	0	15.0
4 TAYLOR, Teagan	91	1	0.01	0	9	.111	13	0.14	17	8	0.19	21	209	2.30	0	0	0	0.00	0	0	18.0
5 McDONALD, Amanda	3	0	0.00	0	0	.000	3	1.00	0	0	0.00	0	2	0.67	0	0	0	0.00	0	0	0.0
MILWAUKEE	108	1362	12.61	636	3802	.191	1270	11.76	108	142	1.00	130	1594	14.76	65	388	259.0	2.40	48	8	1729.0
Opponents	108	1337	12.38	626	3811	.187	1262	11.69	130	187	1.20	107	1532	14.19	63	489	307.5	2.85	49	18	1774.5

2016 Horizon League Statistics

	S	K	KPS	E	TA	Pct	A	APS	SA	SE	SAPS	RE	DIG	DPS	BS	BA	Total	BPS	BE	BHE	Points
12 WALLENBERGER, Bri	62	202	3.26	68	483	.277	3	0.05	13	19	0.21	0	33	0.53	15	61	76	1.23	14	0	260.5
14 WILKS, Kylie	62	192	3.10	82	557	.197	9	0.15	13	11	0.21	26	169	2.73	2	19	21	0.34	2	0	216.5
17 SCHULTZ, Caitlin	47	140	2.98	75	366	.178	0	0.00	0	0	0.00	1	4	0.09	1	19	20	0.43	1	0	150.5
9 KALOUS, Jess	56	128	2.29	61	286	.234	1	0.02	0	0	0.00	1	5	0.09	16	57	73	1.30	5	0	172.5
3 KIEKHOFER, Louise	46	65	1.41	36	209	.139	7	0.15	0	5	0.00	7	112	2.43	0	13	13	0.28	5	0	71.5
7 BOOK, Sydney	34	37	1.09	20	102	.167	1	0.03	0	0	0.00	1	12	0.35	1	17	18	0.53	0	0	46.5
8 DORE, Jenn	62	18	0.29	8	73	.137	703	11.34	8	17	0.13	0	110	1.77	0	40	40	0.65	6	5	46.0
15 WILLIAMS, Maddie	23	12	0.52	13	55	-.018	0	0.00	0	0	0.00	0	1	0.04	4	8	12	0.52	1	0	20.0
1 MANSFIELD, Taylor	10	8	0.80	4	20	.200	0	0.00	0	0	0.00	0	3	0.30	0	7	7	0.70	0	0	11.5
2 RUIZ, Myanna	62	5	0.08	4	31	.032	42	0.68	9	12	0.15	14	269	4.34	0	0	0	0.00	0	0	14.0
10 USELDING, Lexie	14	4	0.29	3	17	.059	0	0.00	1	1	0.07	1	19	1.36	0	0	0	0.00	2	0	5.0
13 MATTSON, Kaisa	4	3	0.75	1	9	.222	0	0.00	0	0	0.00	0	0	0.00	0	1	1	0.25	0	0	3.5
11 OLSEN, Mykie	33	1	0.03	0	3	.333	4	0.12	3	8	0.09	3	76	2.30	0	0	0	0.00	0	0	4.0
4 TAYLOR, Teagan	50	0	0.00	0	4	.000	3	0.06	10	5	0.20	7	144	2.88	0	0	0	0.00	0	0	10.0
5 McDONALD, Amanda	1	0	0.00	0	0	.000	1	1.00	0	0	0.00	0	1	1.00	0	0	0	0.00	0	0	0.0
MILWAUKEE	62	815	13.15	375	2215	.199	774	12.48	57	78	0.92	66	958	15.45	39	242	160.0	2.58	36	5	1032.0
Opponents	62	764	12.32	365	2232	.179	718	11.58	66	92	1.06	57	874	14.10	28	329	192.5	3.10	38	12	1022.5

Active Career Leaders Entering 2017 Season

• Total Matches Played		• Double-Figure Kills		• Double-Doubles	
Mykie Olsen	82	Caitlin Schultz	17	Kylie Wilks	8
Jess Kalous	61	Bridget Wallenberger	16	Jenn Dore	6
• Consecutive Matches Played		• Total Digs		• Total Blocks	
Jenn Dore	28	Mykie Olsen	602	Jess Kalous	192
Bridget Wallenberger	28	Kylie Wilks	266	Bridget Wallenberger	115
Kylie Wilks	28	Jenn Dore	193	• Assists	
• Total Kills		• Double-Figure Digs		Jenn Dore	1142
Jess Kalous	355	Mykie Olsen	23		
Bridget Wallenberger	308	Kylie Wilks	13		
Caitlin Schultz	291				

UNITED WE RISE

2016 Schedule and Results

Date	Opponent	Score	Score-by-set	Overall	Lg.	Time	Att.
\$ 8/26	Bradley	3-2	18-25, 22-25, 25-13, 25-22, 15-11	1-0		2:29	257
\$ 8/26	Akron	3-0	25-13, 25-20, 25-14	2-0		1:21	251
\$ 8/27	Western Illinois	3-0	25-20, 25-14, 25-12	3-0		1:22	298
# 9/2	vs. Dartmouth	0-3	21-25, 22-25, 23-25	3-1		1:24	50
# 9/3	@ Sacred Heart	3-2	22-25, 33-35, 25-20, 25-13, 15-10	4-1		2:06	185
# 9/3	vs. George Mason	3-0	25-19, 25-17, 25-16	5-1		1:15	119
& 9/9	vs. Xavier	1-3	18-25, 25-23, 14-25, 16-25	5-2		1:50	701
& 9/9	vs. Tennessee	1-3	16-25, 26-24, 7-25, 21-25	5-3		1:43	701
& 9/10	@ Western Michigan	3-2	25-20, 16-25, 25-20, 19-25, 17-15	6-3		2:14	510
% 9/16	vs. Missouri State	0-3	15-25, 20-25, 24-26	6-4		1:26	--
% 9/17	@ Marquette	0-3	21-25, 19-25, 21-25	6-5		1:17	502
9/23	Northern Kentucky	3-2	18-25, 25-18, 25-22, 17-25, 15-10	7-5	1-0	2:10	328
9/24	Wright State	3-0	25-20, 25-20, 25-20	8-5	2-0	1:29	192
10/1	UIC	3-0	25-18, 25-18, 27-25	9-5	3-0	1:29	212
10/2	Green Bay	2-3	17-25, 25-18, 25-12, 24-26, 11-15	9-6	3-1	2:14	524
10/7	@ Cleveland State	2-3	20-25, 25-22, 25-16, 22-25, 5-15	9-7	3-2	2:19	186
10/8	@ Youngstown State	3-1	25-18, 30-28, 18-25, 25-22	10-7	4-2	1:50	281
10/14	@ Oakland	2-3	25-20, 18-25, 15-25, 25-23, 6-15	10-8	4-3	2:10	377
10/15	@ Valparaiso	3-1	25-22, 25-20, 16-25, 25-22	11-8	5-3	1:55	458
10/21	Youngstown State	3-0	25-19, 25-16, 25-19	12-8	6-3	1:21	309
10/22	Cleveland State	2-3	26-24, 32-34, 25-21, 17-25, 10-15	12-9	6-4	2:24	382
10/28	@ UIC	1-3	25-18, 21-25, 24-26, 21-25	12-10	6-5	1:47	178
10/30	@ Green Bay	0-3	22-25, 19-25, 23-25	12-11	6-6	1:23	360
11/4	@ Wright State	3-1	25-15, 22-25, 25-22, 25-16	13-11	7-6	1:53	281
11/5	@ Northern Kentucky	0-3	13-25, 19-25, 15-25	13-12	7-7	1:20	222
11/11	Oakland	3-0	25-19, 25-16, 25-17	14-12	8-7	1:23	312
11/12	Valparaiso	3-0	25-11, 25-16, 25-23	15-12	9-7	1:19	472
11/18	vs. Oakland [^]	2-3	25-23, 22-25, 20-25, 25-22, 8-15	15-13		2:17	108

\$ - Panther Invitational (@ Milwaukee, Wis.)

- Hampton Inn Shelton Invitational (@ Fairfield, Conn.)

& - Holiday Inn West Invitational (@ Kalamazoo, Mich.)

% - Marquette Invitational (@ Milwaukee, Wis.)

[^] - Horizon League Tournament (@ Cleveland, Ohio)

2016 Milwaukee Match-By-Match Statistics

Date	Opponent	SP	K	E	TA	Pct.	A	SA	SE	RE	DIG	BS	BA	BE	Total	BHE	Points
8/26	Bradley	5	62	29	189	.175	57	3	9	2	80	2	18	0	11.0	0	76.0
8/26	Akron	3	43	11	85	.376	38	3	3	5	38	0	26	0	13.0	0	59.0
8/27	Western Illinois	3	38	13	84	.298	37	4	2	3	51	0	14	0	7.0	0	49.0
9/2	vs Dartmouth	3	43	24	117	.162	38	2	2	7	42	1	8	0	5.0	0	50.0
9/3	@ Sacred Heart	5	63	24	158	.247	59	6	5	8	62	5	22	3	16.0	0	85.0
9/3	vs George Mason	3	36	10	77	.338	36	7	4	5	31	1	20	2	11.0	1	54.0
9/9	vs. Xavier	4	34	29	126	.040	29	3	5	6	46	1	8	0	5.0	0	42.0
9/9	vs. Tennessee	4	40	26	131	.107	36	6	6	8	42	2	2	1	3.0	0	49.0
9/10	@ Western Michigan	5	57	27	167	.180	47	8	15	3	55	3	6	0	6.0	0	71.0
9/16	vs. Missouri State	3	34	22	119	.101	31	2	1	3	46	3	6	3	6.0	0	42.0
9/17	@ Marquette	3	37	15	112	.196	36	5	3	5	51	1	4	0	3.0	2	45.0
9/23	Northern Kentucky	5	63	30	176	.188	63	2	5	6	71	2	20	1	12.0	0	77.0
9/24	Wright State	3	46	16	112	.268	44	5	4	2	52	1	16	1	9.0	0	60.0
10/1	UIC	3	45	18	107	.252	42	3	2	0	44	4	18	1	13.0	1	61.0
10/2	Green Bay	5	56	27	173	.168	51	3	6	3	76	5	20	5	15.0	0	74.0
10/7	@ Cleveland State	5	60	32	162	.173	59	2	7	4	72	1	18	5	10.0	0	72.0
10/8	@ Youngstown State	4	61	23	128	.297	57	8	3	7	49	3	16	3	11.0	2	80.0
10/14	@ Oakland	5	54	29	150	.167	52	2	7	12	57	1	14	0	8.0	1	64.0
10/15	@ Valparaiso	4	57	39	183	.098	54	2	4	2	94	3	16	1	11.0	0	70.0
10/21	Youngstown State	3	47	15	107	.299	45	7	6	4	46	1	10	2	6.0	0	60.0
10/22	Cleveland State	5	67	37	192	.156	63	4	6	5	70	2	24	6	14.0	0	85.0
10/28	@ UIC	4	58	25	150	.220	55	3	5	2	71	4	6	3	7.0	1	68.0
10/30	@ Green Bay	3	38	21	107	.159	36	0	4	3	50	3	10	2	8.0	0	46.0
11/4	@ Wright State	4	58	19	162	.241	54	3	3	4	74	4	12	2	10.0	0	71.0
11/5	@ Northern Kentucky	3	28	13	106	.142	28	1	4	6	36	1	4	1	3.0	0	32.0
11/11	Oakland	3	36	14	83	.265	33	7	9	2	30	3	14	2	10.0	0	53.0
11/12	Valparaiso	3	41	17	117	.205	38	5	3	4	66	1	24	1	13.0	0	59.0
11/18	vs Oakland	5	60	31	222	.131	52	2	9	9	92	7	12	3	13.0	0	75.0
Milwaukee		108	1362	636	3802	.191	1270	108	142	130	1594	65	388	48	259.0	8	1,729.0
Opponents		108	1337	626	3811	.187	1262	130	187	107	1532	63	489	49	307.5	18	1,774.5

TEAM PER-GAME:

Sets played: 108

Kills per set: 12.61

Assists per set: 11.76

Service aces per set: 1.00

Reception errors per set: 1.20

Digs per set: 14.76

Blocks per set: 2.40

Ball handling errors per set: 0.07

Points per set: 16.01

UNITED WE RISE

2016 Opponent Match-By-Match Statistics

Date	Opponent	SP	K	E	TA	Pct.	A	SA	SE	RE	DIG	BS	BA	BE	Total	BHE	Points
8/26	Bradley	5	55	27	172	.163	53	2	10	3	78	1	28	3	15.0	0	72.0
8/26	Akron	3	26	23	98	.031	26	5	6	3	28	0	6	1	3.0	0	34.0
8/27	Western Illinois	3	28	26	110	.018	25	3	4	4	27	1	12	0	7.0	0	38.0
9/2	vs Dartmouth	3	40	16	107	.224	38	7	5	2	42	1	10	0	6.0	0	53.0
9/3	@ Sacred Heart	5	65	38	176	.153	63	8	7	6	57	2	16	2	10.0	1	83.0
9/3	vs George Mason	3	32	20	89	.135	31	5	9	6	29	2	4	1	4.0	2	41.0
9/9	vs. Xavier	4	57	20	133	.278	50	6	15	3	52	10	12	0	16.0	0	79.0
9/9	vs. Tennessee	4	57	13	122	.361	54	8	10	6	57	7	10	0	12.0	0	77.0
9/10	@ Western Michigan	5	58	22	144	.250	56	3	11	8	74	7	10	0	12.0	0	73.0
9/16	vs. Missouri State	3	50	14	117	.308	49	3	5	2	55	1	16	0	9.0	2	62.0
9/17	@ Marquette	3	46	9	113	.327	44	5	8	5	53	2	8	0	6.0	1	57.0
9/23	Northern Kentucky	5	54	29	171	.146	51	6	4	2	72	3	16	2	11.0	0	71.0
9/24	Wright State	3	38	20	117	.154	38	2	2	5	41	0	14	2	7.0	0	47.0
10/1	UIC	3	39	21	111	.162	36	0	3	3	37	3	16	1	11.0	1	50.0
10/2	Green Bay	5	60	38	185	.119	57	3	3	3	81	1	26	1	14.0	0	77.0
10/7	@ Cleveland State	5	58	29	164	.177	54	4	5	2	60	4	28	4	18.0	0	80.0
10/8	@ Youngstown State	4	58	19	134	.291	54	7	10	8	35	1	24	3	13.0	0	78.0
10/14	@ Oakland	5	59	21	146	.260	55	12	7	2	57	0	34	6	17.0	5	88.0
10/15	@ Valparaiso	4	44	25	174	.109	40	2	5	2	75	4	33	2	20.5	0	66.5
10/21	Youngstown State	3	27	17	95	.105	26	4	2	7	39	0	16	3	8.0	1	39.0
10/22	Cleveland State	5	69	28	179	.229	64	5	6	4	73	4	22	4	15.0	4	89.0
10/28	@ UIC	4	57	15	155	.271	55	2	12	3	54	2	24	2	14.0	1	73.0
10/30	@ Green Bay	3	46	17	121	.240	43	3	8	0	42	1	22	0	12.0	0	61.0
11/4	@ Wright State	4	51	29	163	.135	47	4	7	3	73	3	14	4	10.0	0	65.0
11/5	@ Northern Kentucky	3	52	12	109	.367	48	6	6	1	56	1	8	0	5.0	0	63.0
11/11	Oakland	3	27	21	85	.071	27	2	9	7	25	0	18	4	9.0	0	38.0
11/12	Valparaiso	3	25	24	123	.008	23	4	3	5	54	1	14	0	8.0	0	37.0
11/18	vs Oakland	5	59	33	198	.131	55	9	5	2	106	1	28	4	15.0	0	83.0
Opponents		108	1337	626	3811	.187	1262	130	187	107	1532	63	489	49	307.5	18	1,774.5
Milwaukee		108	1362	636	3802	.191	1270	108	142	130	1594	65	388	48	259.0	8	1,729.0

OPPONENT PER-GAME:

- Sets played: 108
- Kills per set: 12.38
- Assists per set: 11.69
- Service aces per set: 1.20
- Reception errors per set: 1.00
- Digs per set: 14.19
- Blocks per set: 2.85
- Ball handling errors per set: 0.17
- Points per set: 16.43

UNITED WE RISE

UWM Volleyball Players In The Athletics Hall Of Fame

Sandra Finger - Class of 1973; Inducted 1985

Finger, who was a part of the birth of volleyball at UWM, was co-captain of the volleyball team in 1973, earning the Chancellor's Award as the most valuable senior women's athlete. Plus, she led the Panthers to a fourth-place finish in the state championship.

Margaret Pitrof-Pulkowiak - Class of 1977; Inducted 1989

Pitrof played both basketball and volleyball at UWM, and was a senior co-captain on the volleyball team. She was best known for her exploits on the basketball court, where she scored 503 career points and averaged 12.4 rebounds per game in a single season.

Thomas A. Pleyte, Ph.D. - Class of 1969; Inducted 1989

Pleyte served as the women's volleyball coach at UWM from 1978-1992, compiling a career record of 552-257. He led the Panthers to nine-consecutive winning seasons and seven-consecutive NAIA National Tournament appearances. UWM's best national finish under Pleyte came in 1984, when the Panthers finished third.

Christine Rose Rao - Class of 1973; Inducted 1991

Rao was a four-sport standout at UWM, participating in badminton, basketball, softball and volleyball. She was a captain's award winner in volleyball.

Lisa A. Goodnature-Brickler - Class of 1982; Inducted 1992

Goodnature was the first woman on a full-tuition athletic scholarship at UWM, participating in basketball and track while earning four letters in volleyball. As a freshman on the volleyball team, she led the Panthers to a third-place finish at the state tournament.

Judith M. Luellwitz - Class of 1978; Inducted 1993

Luellwitz was another multi-sport standout, earning a total of eight letters in volleyball, basketball and track. She was captain of the volleyball team before graduating summa cum laude in physical and health education.

Debra L. Schulman - Class of 1984; Inducted 1994

Schulman earned 13 varsity letters in her five years at UWM. Her exploits in volleyball included three all-conference and one all-district honor. Schulman has since compiled a strong career as the head women's volleyball coach at UW-Platteville.

Jaci Clark - Class of 1983; Inducted 1985

Clark was a standout in both volleyball and basketball at UWM. Clark became UWM's first-ever volleyball All-American when she was honored by the NAIA in 1982. She helped the Panthers to 49 wins and their first-ever berth in the NAIA National Tournament during her senior campaign. In basketball, she finished her career with 1,830 points, 1,226 rebounds and had her number retired in 1993.

Carol L. Busche - Class of 1985; Inducted 1996

Busche was a four-year letterwinner in both basketball and volleyball. She played on the 1984 UWM volleyball team that finished third at the NAIA National Championships. She won the Herman Kluge Award that year while earning NAIA All-District and Second-Team All-America honors.

Maureen Pitrof-Morello - Class of 1987; Inducted 1997

Pitrof was a two-time All-America honoree in volleyball, leading UWM to four-straight NAIA National Tournaments. During her career, she was named the NAIA National Tournament's Most Valuable Player and recognized as an all-district performer three times. She also played two years of basketball at UWM, helping the Panthers to the NAIA National Tournament in 1984.

Darla Wack - Class of 1989; Inducted 1999

Wack was a four-year letterwinner in both basketball and volleyball. She was a middle blocker and setter for the volleyball team, helping the Panthers to four-straight national tournaments. Wack was even better known for her play in basketball, where she was named to the UWM All-Century Team for the 1980's.

Julie (Griswold) Zimdars - Class of 1991; Inducted 1999

Zimdars earned four letters in volleyball, leading the Panthers to 128 wins in her career. She won the NACDA/Disney Scholar Athlete Award as a senior, one of just 10 student-athletes to win the award. She was also the first-ever UWM graduate to maintain a 4.0 GPA in civil engineering.

Lisa (Wszalek) Fischer - Class of 1983; Inducted 2001

Fischer played both volleyball and basketball at UWM. She helped the Panthers to three-straight NAIA State Championships and then led UWM to the NAIA National Tournament in 1982. In basketball, she still ranked in the top 20 in career scoring and the top 10 in career rebounding upon her hall of fame induction.

Ericka (Malterer) King - Class of 2000; Inducted 2006

King helped spark the stellar tradition of Panther volleyball, winning three MCC regular-season championships while earning two NCAA Tournament appearances. Individually, King earned all-league honors four times. She was also the 1996 MCC Newcomer of the Year, was named to the AVCA All-Midwest Region squad in both 1998 and 1999 and was the 1999 MCC Tournament MVP.

Kim (Rosenberg) Farrow - Class of 1992; Inducted 2007

Farrow was a standout in both track and field and volleyball at UWM, earning seven varsity letters in the two sports. In track, Farrow was a three-year captain who held records in the indoor 200 meters and indoor 400 meters at the conclusion of her career. In volleyball, Farrow was a team captain and outside hitter, collecting 438 kills in three seasons.

Katie (Schneider) Pendowski - Class of 1999; Inducted 2008

Pendowski's four-year volleyball career at UWM left her atop the school's all-time assists list. She earned first-team all-league honors in 1999 after claiming second-team all-league recognition in 1997 and 1998. She helped the Panthers to three regular-season league titles, while helping UWM to two NCAA Tournament berths. Along with her standing in the school's assists rankings, Pendowski also has the top-two single-season assist totals, including a school-record 1,558 in 1998.

Sue (Raschka) Korpall Class of 1999; Inducted 2009

Korpall played on three-straight league champion volleyball teams during her career at UWM. She also helped UWM teams make the

Milwaukee All-Americans

NCAA Tournament in 1998 and 1999, the first two Division I postseason appearances for the Panther volleyball program. Individually, Korpala was a two-time First Team All-MCC performer while also claiming MCC Player of the Year honors in 1999. Plus, she claimed First-Team American Volleyball Coaches Association All-Region honors during her senior season.

Laura (Dallenbach) Osowski Class of 2001; Inducted 2011

When her career ended, Osowski was the school's all-time leader in digs and stood second on the career charts in kills. She was the MCC Player of the Year in 2000 and was an All-MCC honoree three times. She also captured AVCA All-Region honors in both 2000 and 2001 and was the MCC Defensive Player of the Year as a senior. Osowski's final career tallies included 1,534 kills and 1,600 digs. She led the Panthers in digs in all four of her seasons and still has more digs than any non-libero in school history. She also collected nine 20-kill, 20-dig efforts, the most in school history.

Lindsey (Spoden) Vanden Berg Class of 2003; Inducted 2012

Vanden Berg played volleyball at UWM from 2000-03. She earned All-MCC and Horizon League honors four times, was an all-region honoree twice and claimed AVCA All-America accolades in 2003. She was the AVCA Midwest Region Freshman of the Year and the MCC Newcomer of the Year in 2000.


She was a part of nothing but success as a player. The Panthers won four regular-season titles and played in three NCAA Tournaments during her time at Milwaukee, with her team compiling an 88-32 record in her four seasons.

Karen (Fruit) Liegel Class of 2005; Inducted 2015

Karen (Fruit) Liegel continued the banner tradition of Milwaukee volleyball and she graduated with numerous records to her name. She was a 2004 honorable mention All-American, the same season she was named Horizon League Player of the Year. That came on the heels of being named AVCA All-Region honorable mention, Horizon League All-Tournament and All-Horizon League in 2003.

UWM Volleyball All-Americans

Jaci Clark
1982 NAIA
Honorable
Mention



Karen Fruit
2004 AVCA
Honorable
Mention




Maureen Pitrof
1984 NAIA
First Team
1985 NAIA
First Team



Cheryl
Hegemann
2006 AVCA
Honorable
Mention



Carol Busche
1984 NAIA
Second Team



Leanne Felsing
2006 AVCA
Honorable
Mention
2007 AVCA
Honorable
Mention




Sandy Festge
1985 NAIA
Honorable
Mention



Kerri Schuh
2010 AVCA
Honorable
Mention
2011 AVCA
Honorable
Mention



Darla Wack
1985 NAIA
First Team



Rachel
Neuberger
2011 AVCA
Honorable
Mention



Lindsey Spoden
2003 AVCA
Honorable
Mention



UWM Division I League Players Of The Year

Rachel Neuberger - 2013

Neuberger was a standout on and off the court for the Panthers during her four years in uniform. She is one of just three Panthers in school history to collect more than 400 career blocks. Plus, she is UWM's all-time hitting percentage leader. Neuberger led the Horizon League in hitting percentage in 2013 while standing second in kills and fourth in blocks during league play. Neuberger reached double figures in kills in 13 of 14 league contests and also had five or more blocks in 10 league outings. She earned both Horizon League Offensive and Defensive Player of the Week honors during the year and was the preseason league offensive player of the year.

Kerri Schuh - 2010 and 2011

Schuh was an all-region and honorable mention All-America performer in each of her last two seasons in Milwaukee. She also became the first person to win the league player of the year award two seasons in a row since Christy Peters of Notre Dame won it in 1993 and 1994. As a junior, she earned a pair of league offensive player of the week honors while ranking in the top 10 in blocks, digs, aces and points. As a senior, she finished the season fifth in the league in both kills and blocks, making her the only player to rank in the top five of both categories. She also won league offensive player of the week honors four more times.

Leanne Felsing - 2007

Felsing put together one of the best all-around seasons in UWM history, leading the nation in triple-doubles while earning AVCA All-Region and honorable mention All-America honors for a second-straight season. Felsing finished her career with 1,146 kills, 1,329 digs and 2,264 assists while also helping the Panthers to four regular-season league titles. She was also a two-time national player of the week honoree and, earlier in her career, claimed league newcomer of the year recognition. Felsing also collected academic all-league and all-region recognition.

Cheryl Hegemann - 2006

Hegemann established herself as the best all-around player in the league while leading the Panthers to the league title. Along with being named the league player of the year, she earned AVCA All-Region and honorable mention All-American honors while leading the Panthers in kills and blocks. She finished her career with 1,099 kills, 750 digs and a school-record 419 blocks. She also excelled off the court, becoming UWM's first-ever Academic All-American.

Karen Fruit - 2004

Fruit (top right) was the unanimous choice for the award after leading the league in kills and earning league player of the week honors four times. She was also named the College Volleyball Update National Player of the Week

Nov. 2. She broke her own school record for kills and ranked in the top 15 nationally in the category. Plus, Fruit became one of just two players in UWM's Division I history to collect at least 1,000 kills, 1,000 digs and 100 service aces in her career. Her efforts earned her all-region and All-America honors.

Lindsey Spoden - 2003

Spoden was the co-player of the year in the Horizon League during her senior campaign. She finished her UWM career second in assists and fourth in digs, plus she was UWM's career service ace leader. She tallied a pair of triple-doubles during her senior year after earning first-team all-league selection and the Horizon League Tournament MVP as a junior in 2002. She was also a two-time second-team all-league selection and was the league's newcomer of the year and AVCA Region Freshman of the Year in 2000.

Tari Boutin - 2002



Boutin (middle right) was an unlikely winner of the award after missing the first 15 matches of the season. But, she led UWM to wins in 10 of the 12 league matches she played in and turned the Panthers' season around. During league play, she led UWM in kills while hitting .292. Her best match of the season came Oct. 25 against Butler, when she set a career high with 28 kills. She also hit .449 for the match and had 10 digs and four blocks. She was in double figures in kills in all but two matches.

Laura Dallenbach - 2000

Dallenbach (bottom right) won the award as a junior after leading the Panthers in both kills and digs. By the time her career was done a season later, she was the school's all-time Division I leader in digs and second in kills. She also has her name in the top 10 for career blocks and aces while also standing as the school's all-time leader for 20-20 efforts. During the season she was named the most valuable player at the Panther Invitational and named the MCC Player of the Week twice. In all, Dallenbach earned all-region honors twice and all-league honors three times.

Sue Raschka - 1999

Raschka was the first-ever Panther to win the league honor and she did so while posting a stellar overall season as a middle blocker. She finished the season third on the team in kills and second in total blocks. During the season, she was named to the all-tournament team at all three tournaments the Panthers played in while earning league player of the week honors twice. She was a two-time all-league honoree and was an all-region selection in 1999. Her career tallies have her in UWM's top 15 for kills, attack percentage and blocks.



UNITED WE RISE

All-Time Roster (Since 1981)

Allison, Carly	'00, '01	Herron, Sammi	'12, '13, '14, '15	Pitrof, Maureen	'82, '83, '84, '85
Alt, Robin	'00, '01, '02, '03	Hintze, Lauren	'07, '08, '09, '10	Plinska, Amy	'91
Anderson, Rhonda	'94, '95, '96, '97	Hoppa, Julie	'83, '84	Potochich, Sue	'81, '82, '83, '84
Aquino, Sandy	'81	Hornik, Becky	'95, '97, '98	Potter, Morgan	'08, '09, '10, '11
Aquino, Suzette	'81, '82	House, Liz	'86, '87, '89, '90	Potts, Sarah	'00, '01, '02, '03
		Hutkowski, Sharon	'82	Price, Kayla	'11, '12, '13, '14, '15
Bailey, Laina	'99, '00, '01, '02			Price, Kim	'91, '92
Balsiger, Diana	'92, '92, '94, '95	Jahnke, Kristin	'92, '93, '94, '95	Prondzinski, Lisa	'88, '89, '90
Bartz, Anna	'09, '10, '11, '12	Jansen, Melissa	'08, '09, '10, '11		
Becker, Tricia	'86, '87, '88, '89	Jones, Celine	'15	Raschka, Sue	'96, '97, '98, '99
Berg, Jena	'09, '10			Reikowski, Jolene	'88, '89
Billman, Denise	'83, '84, '85, '86	Kalous, Jess	'14, '15, '16	Reuter, Deb	'87
Blanchard, Hannah	'11, '12, '13, '14	Keller, Nicki	'90	Rose, Ginger	'95, '96
Blom, Tracie	'87, '89, '90	Kieliszowski, Vicki	'87, '88	Rosenberg, Kim	'89, '90, '91, '92
Bohn, Shelly	'91	Klopp, Julie	'88, '89, '90	Ruiz, Myanna	'13, '14, '15, '16
Book, Sydney	'16	Knudson, Karen	'83, '84, '85	Rupso, Vicki	'90, '91
Boutin, Tari	'00, '01, '02	Kolinske, Julie	'11, '12, '13, '14		
Boyce, Dana	'96, '97	Konopka, Maike	'81	Scheib, Debbie	'91, '92, '93
Burns, Meaghann	'98	Kort, Kim	'83, '84, '85	Schloemer, Julie	'92, '93, '94, '95
Busche, Carol	'81, '82, '83, '84	Kremer, Linda	'83	Schloemer, Laura	'91
		Krill, Keelyn	'97	Schmitting, Natalie	'07, '08, '09, '10
Carbiener, Michelle	'91, '92, '93, '94	Krubsack, Kristen	'99, '00, '01, '02	Schmitz, Maddie	'13, '14, '15
Carrie, Laurie	'83, '84, '85	Krueger, Katie	'01	Schneider, Katie	'96, '97, '98, '99
Cattanach, Larissa	'99, '00, '02, '03	Krumins, Heidi	'92, '93, '94, '95	Schuh, Kerri	'08, '09, '10, '11
Chapman, Erin	'94, '95, '96, '97	Kuebbing, Rachel	'02, '03, '04, '05	Schulman, Debbie	'81, '82
Chart, Joan	'87	Kunes, Kelli	'06	Schultz, Caitlin	'15, '16
Chery, Natalie	'07, '08, '09			Schurla, Chrissy	'98, '99, '00, '01
Clark, Jaci	'81, '82	Lange, Melissa	'02, '03, '04, '05	Simonton, Amber	'12, '13, '14
Coughlin, Moira	'98, '99, '00, '01	Larson, Kim	'83, '84, '85	Sliva, Sarah	'07, '08
Czizek, Jennifer	'82	Latzig, Nicole	'12, '13, '14, '15	Smith, Lisa	'84, '85
		Lehman, Kerri	'88	Solomon, Kathy	'81, '82
Dallenbach, Laura	'98, '99, '00, '01	Lemberger, Teresa	'93	Spoden, Lindsey	'00, '01, '02, '03
David, Melissa	'03, '04, '05, '06	Look, Mary	'83, '84	Stees, Judy	'83
Dawson, Katie	'95			Sueppel, Maddie	'07, '08, '09, '10
Deidrich, Lisa	'91, '92, '93, '94	Machmuellerm, Kathy	'81, '82	Swirth, Sue	'89, '90, '91
Dore, Jenn	'16	Malterer, Ericka	'96, '97, '98, '99		
Dummer, Deb	'85, '86, '87, '88	Manicki, Megan	'94	Taglienti, Laura	'88, '89, '90, '91
Dunbar, Maggie	'12, '13, '14, '15	Mansfield, Taylor	'15, '16	Taylor, Teagan	'15, '16
		Mattson, Kaisa	'13, '14, '15	Thiel, Lynda	'99
Egerer, Elizabeth	'10, '11, '12	McDonald, Amanda	'16	Trawitzke, Samantha	'08, '09, '10, '11
Ellison, Vicki	'98, '99	McMahon, Kris	'86, '87, '88, '89, '90		
Felsing, Lauren	'06, '07, '08, '09	McNab, Molly	'02, '03, '04, '05	Uselding, Lexie	'16
Felsing, Leanne	'04, '05, '06, '07	Miller, Karen	'84, '85, '86		
Fenendael, Kathy	'92, '93	Miller, Marla	'93, '94, '95	Vande Berg, Trudy	'94, '95, '96, '97
Ferguson, Monica	'03, '04, '05, '06	Millis, Mackenzie	'08, '09, '10, '11	Vilter, Nicole	'04, '05, '06, '07
Festge, Sandy	'85	Moore, Sarah	'03, '04, '05, '06	Vukovic, Lauren	'03
Fitzgerald, Anne	'98	Mulvey, Maisey	'12, '13		
Fitzgerald, Kristen	'98			Wack, Darla	'82, '83, '84, '85
Fitzgerald, Kristin	'95, '96, '97, '98	Naber, Kari	'94, '95, '96, '97	Wallenberger, Bridget	'16
Fruit, Karen	'01, '02, '03, '04	Nelson, Breit	'04, '05, '06, '07	Weber, Stephanie	'85, '86, '87, '88
		Neuberger, Rachel	'10, '11, '12, '13	Weigand, Jackie	'89, '91, '92
Gabrielsen, Jamie	'04, '05, '06, '07			Whitford, Jori	'87, '88, '89
Gamalski, Lori	'97	Oaks, Katie	'05	Wickman, Jan	'85, '86
Gehl, Carla	'92, '93	O'Brien, Mary Beth	'08, '09, '10, '11	Wiedholz, Patty	'81
Golabowski, Taylor	'11, '12, '13, '14	Olsen, Annette	'84	Wiersma, Arianna	'12, '13, '14
Goodnature, Lisa	'81	Olsen, Jennifer	'89, '90, '91, '92	Wilks, Kylie	'16
Granger, Linda	'89, '90, '92, '93	Olsen, Mykie	'14, '15, '16	Williams, Maddie	'15, '16
Greil, Beth	'85, '86, '87, '88	Olson, Kelley	'04, '05, '06, '07	Willis, Debbie	'83
Griswold, Julie	'87, '88, '89, '90, '91	O'Neill, Julie	'98	Wszalek, Lisa	'81, '82
Gruber, Taylor	'13, '14, '15	Ostendorf, Kris	'85, '86, '87, '88		
				Yankus, Julie	'98, '99, '00, '01
Hauer, Karen	'83, '84, '85, '86	Peters, Becky	'05, '06, '07, '08	Zaporski, Kellye	'06, '07, '08, '09
Hegemann, Cheryl	'03, '04, '05, '06	Petersen, Gina	'02		

UNITED WE RISE

All-Time Award Winners

Horizon League Player Of The Year

Rachel Neuberger	2013
Kerri Schuh	2011; 2010
Leanne Felsing	2007
Cheryl Hegemann	2006
Karen Fruit	2004
Lindsey Spoden	2003
Tari Boutin	2002
Laura Dallenbach	2000
Sue Raschka	1999

All-Horizon League Team (since 2015)

Bridget Wallenberg	2016
Myanna Ruiz	2015

All-Horizon League First Team

Julie Kolinske	2014; 2013
Kayla Price	2014; 2013
Rachel Neuberger	2013; 2012; 2011
Kerri Schuh	2011; 2010
Morgan Potter	2011
Elizabeth Egerer	2011
Lauren Felsing	2009; 2008
Jena Berg	2010; 2009
Maddie Sueppel	2008
Becky Peters	2008
Jamie Gabrielsen	2007
Natalie Schmitting	2007
Leanne Felsing	2007; 2006
Sarah Moore	2006
Melissa David	2006
Cheryl Hegemann	2006; 2005
Melissa Lange	2005; 2004
Karen Fruit	2004; 2003
Lindsey Spoden	2003; 2002
Sarah Potts	2002
Tari Boutin	2002
Laura Dallenbach	2001; 2000
Chrissy Schurla	2001; 2000; 1999
Erika Malterer	1999; 1998
Sue Raschka	1999; 1998
Katie Schneider	1999
Keelyn Krill	1997
Trudy Vande Berg	1997

One, 12-member team was named starting in '02

All-Horizon League Second Team

Lindsey Spoden	2001; 2000
Laura Dallenbach	1998
Katie Schneider	1998; 1997
Ericka Malterer	1997; 1996
Trudy Vande Berg	1996; 1995
Kristin Jahnke	1995

All-Wisconsin Women's Intercollegiate Athletic Conference First Team

Maureen Pitrof	1983
Jaci Clark	1982; 1981
Kathy Machmueller	1982; 1981
Deb Schulman	1982; 1981
Lisa Goodnature	1981

All-Wisconsin Women's Intercollegiate Athletic Conference Second Team

Carol Busche	1983
Sue Potochich	1983
Cindy Seeger	1978
Monica Veldre	1978

League Coach Of The Year

Susie Johnson	2013; 2011; 2010; 2008; 2007
Kathy Litzau	2006; 2004; 2003; 2000; 1999; 1998; 1996

Horizon League Tournament MVP

Maggie Dunbar	2013
Elizabeth Egerer	2011
Lauren Felsing	2009
Maddie Sueppel	2008
Sarah Moore	2006
Lindsey Spoden	2002
Laura Dallenbach	2001
Ericka Malterer	1998

League All-Tournament Team

Julie Kolinske	2014; 2013
Kayla Price	2014; 2011
Maggie Dunbar	2013
Taylor Golabowski	2013
Julie Kolinske	2011
Elizabeth Egerer	2011
Maddie Sueppel	2009; 2008
Lauren Felsing	2009; 2008
Natalie Schmitting	2009
Kerri Schuh	2008
Sarah Moore	2006
Monica Ferguson	2006
Melissa David	2006
Karen Fruit	2003
Lindsey Spoden	2003; 2002
Sarah Potts	2002
Tari Boutin	2001
Laura Dallenbach	2001; 1998
Ericka Malterer	1999; 1998
Keelyn Krill	1997

League Freshman Of The Year

Bridget Wallenberger	2016
----------------------	------

League Newcomer Of The Year

Kayla Price	2011
Rachel Neuberger	2010
Becky Peters	2005
Leanne Felsing	2004
Lindsey Spoden	2000
Laura Dallenbach	1998
Keelyn Krill	1997
Ericka Malterer	1996

League All-Freshman Team

Jenn Dore	2016
Bridget Wallenberger	2016
Kylie Wilks	2016

League All-Newcomer Team

Maddie Williams	2015
Myanna Ruiz	2013
Kayla Price	2011
Rachel Neuberger	2010
Elizabeth Egerer	2010
Jena Berg	2009
Kerri Schuh	2008
Samantha Trawitzke	2008
Natalie Schmitting	2007
Maddie Sueppel	2007
Becky Peters	2005
Leanne Felsing	2004
Jamie Gabrielsen	2004
Cheryl Hegemann	2003
Melissa David	2003
Rachel Kuebbing	2002
Lindsey Spoden	2000
Sarah Potts	2000
Tari Boutin	2000
Kristen Krubsack	1999
Laura Dallenbach	1998
Chrissy Schurla	1998
Keelyn Krill	1997
Ericka Malterer	1996
Katie Schneider	1996
Becky Hornick	1995

League Defensive Player Of The Year

Lauren Felsing	2009
Laura Dallenbach	2001

Horizon League Player Of The Week

Jenn Dore	(O) 9/26/16
Myanna Ruiz	(D) 8/29/16
Myanna Ruiz	(D) 11/2/15
Kayla Price	(O) 11/2/15
Myanna Ruiz	(O) 9/22/14
Taylor Golabowski	(D) 9/22/14
Julie Kolinske	(O) 8/25/14
Taylor Golabowski	(D) 11/4/13
Kayla Price	(O) 10/21/13
Rachel Neuberger	(O) 10/14/13
Taylor Golabowski	(D) 9/30/13
Rachel Neuberger	(D) 9/23/13
Rachel Neuberger	(D) 10/15/12
Rachel Neuberger	(O) 10/31/11
Kerri Schuh	(O) 10/24/11
Kerri Schuh	(O) 10/17/11
Morgan Potter	(D) 10/10/11
Mackenzie Millis	(D) 10/3/11
Morgan Potter	(D) 9/19/11
Kerri Schuh	(O) 9/6/11
Kerri Schuh	(O) 8/29/11
Morgan Potter	(D) 11/8/10
Kerri Schuh	(O) 11/1/10
Kerri Schuh	(O) 10/25/10
Morgan Potter	(D) 10/18/10
Morgan Potter	(D) 10/4/10
Jena Berg	(O) 9/27/10
Kerri Schuh	(O) 11/16/09
Lauren Felsing	(D) 11/9/09

UNITED WE RISE

All-Time Award Winners

Lauren Felsing	(D) 9/28/09
Maddie Sueppel	(D) 9/14/09
Lauren Felsing	(D) 11/10/08
Lauren Felsing	(D) 10/13/08
Natalie Schmitting	(D) 9/29/08
Becky Peters	(O) 9/22/08
Lauren Felsing	(D) 9/1/08
Natalie Schmitting	(O) 11/12/07
Jamie Gabrielsen	(O) 10/15/07
Becky Peters	(D) 10/8/07
Lauren Felsing	(D) 9/24/07
Leanne Felsing	(O) 9/24/07
Becky Peters	(D) 9/17/07
Natalie Schmitting	(D) 9/10/07
Maddie Sueppel	(O) 9/3/07
Leanne Felsing	(O) 8/27/07
Cheryl Hegemann	(O) 10/30/06
Leanne Felsing	(O) 10/23/06
Becky Peters	(D) 10/16/06
Cheryl Hegemann	(O) 10/9/06
Melissa David	(O) 9/25/06
Leanne Felsing	(O) 9/4/06
Rachel Kuebbing	(O) 11/14/05
Melissa David	(O) 10/31/05
Becky Peters	(D) 10/10/05
Becky Peters	(D) 10/3/05
Becky Peters	(D) 9/5/05
Leanne Felsing	(O) 8/29/05
Karen Fruit	11/1/04
Karen Fruit	10/18/04
Karen Fruit	10/4/04
Karen Fruit	9/7/04
Larissa Cattana	11/17/03
Karen Fruit	11/3/03
Lindsey Spoden	9/15/03
Lindsey Spoden	9/2/03
Lindsey Spoden	10/21/02
Sarah Potts	10/7/02
Chrissy Schurla	10/22/01
Lindsey Spoden	10/30/00
Chrissy Schurla	10/23/00
Laura Dallenbach	10/9/00
Laura Dallenbach	9/11/00
Laura Dallenbach	11/15/99
Sue Raschka	10/18/99
Chrissy Schurla	10/11/99
Sue Raschka	9/27/99
Erica Malterer	9/13/99
Laura Dallenbach	9/7/99
Erica Malterer	11/23/98
Erica Malterer	10/12/98
Trudy Vande Berg	11/10/97
Katie Schneider	10/27/97
Kristin Fitzgerald	9/22/97
Katie Schneider	11/18/96
Erica Malterer	10/14/96

The league started an offensive (O) and defensive (D) player of the week in 2005

AVCA All-Region Team

Rachel Neuberger	2013 (HM)
	2011
Kerri Schuh	2011
	2010
Lauren Felsing	2008
Leanne Felsing	2007
	2006
Cheryl Hegemann	2006
Sarah Moore	2005 (HM)
Karen Fruit	2004
	2003 (HM)
Lindsey Spoden	2003
	2002 (HM)
Sarah Potts	2002 (HM)
Laura Dallenbach	2001
	2000
Chrissy Schurla	2000
	1999
Erica Malterer	1999
	1998
Sue Raschka	1999

AVCA Region Freshman Of The Year

Kayla Price	2011
Rachel Neuberger	2010
Lindsey Spoden	2000

AVCA Regional Coach Of The Year

Kathy Litzau	2006
	1999

CVU National Player of the Week

Leanne Felsing	9/26/07
	10/24/06
Karen Fruit	11/1/04

All-NAIA District 14 Team

Tricia Becker	1988
Deb Dummer	1988
Stephanie Weber	1988
Beth Greil	1988 (MVP)
Beth Greil	1987
Vicki Kieliszkowski	1987
Maureen Pitrof	1985
Darla Wack	1985
Sandy Festge	1985
Carol Busche	1984
Maureen Pitrof	1984
Sue Potochich	1984
Darla Wack	1984
Maureen Pitrof	1983
Jaci Clark	1982

All-NAIA National Tournament

Maureen Pitrof	1985
Darla Wack	1985
Maureen Pitrof	1984 (MVP)
Carol Busche	1984
Jaci Clark	1982

CoSIDA Academic All-American

Lauren Felsing	2009
	2008
Cheryl Hegemann	2006

CoSIDA Academic All-District

Rachel Neuberger	2011
Lauren Felsing	2009
	2008
Leanne Felsing	2007
Cheryl Hegemann	2006
	2005
Karen Fruit	2003
Erica Malterer	1999
Sue Raschka	1999
Katie Schneider	1999
Erica Malterer	1998

NACDA Scholar-Athlete Award

Julie Griswold	1992
----------------	------

The University of Wisconsin-Milwaukee women's volleyball program has been a part of the athletics department for more than 40 years. From its officially recorded inception in 1973 to its recent dominant run in the Horizon League, much of the history of volleyball at UWM has been highlighted by great success.

In fact, of the 44 seasons of volleyball at the school, the team has finished at or above .500 in 33 of those years. In its days as an NAIA school with some 60-plus matches per season on the slate, UWM won at least 40 matches nine times and at least 50 matches five times. In Division I play, UWM has won at least 20 matches 13 times.

The first year on record for volleyball at UWM was 1973, when Toni Vick led the team to an 11-10 record. The first match on record came Oct. 10 at Carthage, when the Panthers dropped a 2-0 decision. Vick also coached the team in 1974 before Beth Norton coached the team for a single season in 1975. That season, UWM claimed a win over crosstown rival Marquette and posted a six-match winning streak in tallying a 22-13 record.

Nancy Schley took over as head coach for the next two seasons and the highlight of those years came in 1977, when the Klotsche Center opened. The volleyball team played the first-ever intercollegiate event at the Klotsche Center. With more than 200 people in attendance, the Panthers dropped matches to both Carthage and Carroll.

Tom Pleyte took over as head coach in 1978 and the Panthers began to move toward prominence in the state and in NAIA competition. UWM's first 40-plus win season came in 1980, when the Panthers went 41-12-2. Playing against mainly in-state competition, UWM posted winning streaks of 11, 10 and seven matches. The Panthers also claimed their first of four-straight Wisconsin Women's Intercollegiate Athletic Conference titles.

UWM followed a similar path in 1981, winning 43 matches and dominating its in-state competition. UWM posted winning streaks of 15 and 12 matches and advanced back to AIAW regional competition by winning the WWIAC regular season and tournament crowns. But, the season ended when UWM dropped three matches at the

regional level.

The 1982 season started a run of national tournament appearances for the Panthers. UWM rolled through most of the regular season, winning 17-straight matches at one point. The Panthers earned the national tournament berth by winning their first District 14 crown and then UWM went 1-2 in its first national tournament appearance.

UWM would reach an even greater level of success over the next four seasons, as the Panthers regularly dominated most of their regular-season competition and set their sights on improving their national finish. In 1983, UWM won a total of 52 matches and stood 2-1 after the first day of competition at nationals. A loss to St. Mary's the next day dashed the hopes of a crown, but UWM split its final two tourney matches and claimed a fifth-place national finish.

In 1984, UWM lost just two of its 57 matches prior to nationals. In fact, the Panthers carried a 33-match winning streak into the national tournament. That streak grew to 38-straight wins after UWM opened tournament play with five-straight victories. But, standing in the way of the Panthers and a national title were two traditionally-dominant schools from Hawai'i. UWM dropped a hard-fought 2-1 decision to Hawai'i-Hilo and then fell 2-0 to BYU Hawai'i in settling for a best-ever third-place national finish.

Not to be outdone, the 1985 squad won 68 matches and posted a 40-match winning streak in returning to the national tournament for the fourth-straight year. UWM almost didn't get back to the national tournament, though, losing to UW-Parkside in early district play. But the Panthers then beat Parkside twice later in the competition to advance. This time, the tournament came to the Klotsche Center and the Panthers did all they could to take advantage of their home-court edge. UWM won six national tournament matches, setting a school record and earning a fourth-place national finish.

UWM was competitive nationally in the final three years it was eligible for NAIA competition. In 1986, the Panthers won 29-straight matches in the regular season and then went 2-2 in the national tournament, earning a ninth-place finish. In 1987, UWM again almost didn't return to national competition, having to survive a five-game

League Championships

UWM has been a part of three conferences in its volleyball history. The Panthers played in the Wisconsin Women's Intercollegiate Athletic Conference prior to moving to Division I. UWM has since played in the Mid-Continent Conference and Midwestern Collegiate Conference (MCC)/Horizon League.

WWIAC

- 1980 Regular Season
- 1981 Regular Season
- 1981 Tournament
- 1982 Regular Season
- 1982 Tournament
- 1983 Regular Season
- 1983 Tournament

MCC/Horizon League

- 1997 Regular Season (tie with Butler)
- 1998 Regular Season
- 1998 Tournament
- 1999 Regular Season
- 2000 Regular Season (tie with Loyola)
- 2001 Tournament
- 2002 Tournament
- 2003 Regular Season
- 2004 Regular Season
- 2005 Regular Season
- 2006 Regular Season
- 2006 Tournament
- 2007 Regular Season
- 2008 Regular Season
- 2008 Tournament
- 2009 Tournament
- 2010 Regular Season
- 2011 Regular Season
- 2011 Tournament
- 2013 Regular Season
- 2013 Tournament

match with Bemidji State in the NAIA Bi-District Championship. Once at nationals, the Panthers split their first four matches before winning a pair of one-game playoffs to stay alive in the competition. But, UWM lost its next two and had to settle for a seventh-place finish.

Milwaukee's final national tournament appearance came in 1988, as the Panthers won 52 matches during the regular season. UWM won its first three matches in the national tournament but again ran into a roadblock from Hawai'i in its quest to advance deeper. Hawai'i-Hilo claimed a pair of wins over UWM and the Panthers settled for a seventh-place finish.

This era of great success on the national stage was also highlighted by the national recognition a number of Panther players received. Jaci Clark became UWM's first volleyball All-American when she earned honorable mention honors from the NAIA in 1982. Then, in 1984, Maureen Pitrof and

UNITED WE RISE

Volleyball History

Carol Busche each earned All-America honors, with Pitrof repeating the feat in 1985. Darla Wack and Sandy Festge (honorable mention) also were named All-Americans in 1985. UWM's success in the national tournament also led to a number of individuals being recognized, including Pitrof earning most valuable player honors for the 1984 tournament.

UWM's move into Division I competition in 1990 brought new challenges for the Panther volleyball program. The team struggled in the early 1990's before a coaching change led the program into Division I prominence.

The Kathy Litzau era in Milwaukee began in 1993, as the former Notre Dame standout took over a program that won just three games in 1992 and had the team at .500 by the 1995 season. The breakthrough year in Division I competition then came in 1997, when the Panthers won a school-record 25 matches and tied Butler for the Midwestern Collegiate Conference title. UWM won 14-straight matches before falling to Loyola in the league tournament and missing out on an NCAA Tournament berth.

The script was similar in 1998, as UWM tied the school record with 25 more wins and won its second-straight regular season league crown. But, this time around, the Panthers came through in the league tournament, claiming a 3-2 win over Loyola in the title match to earn the school's first-ever berth in the NCAA Division I Volleyball Tournament. The Panthers entered post-season with wins in 18 of their last 19 matches before falling to Texas in the first round of the NCAA Tournament.

UWM wasted little time in making its mark in 1999, opening its home schedule with an upset win over ninth-ranked Wisconsin. That win would come in handy later in the season when, after again winning the regular season MCC title, the Panthers were upset by Loyola in the league tournament. But, UWM earned an at-large berth into the NCAA Tournament, where it fell to Illinois, 3-1, in Gainesville, Fla. UWM again earned an at-large berth into the NCAA Tournament in 2000. The Panthers won 14-straight matches before being upset by Butler in the league tournament. But, 23 wins were enough to send UWM into a first-round tournament matchup with Michigan State, where the Panthers fell, 3-1. The most recent seasons of volleyball have seen the Panthers continue their dominance over the Horizon League. In

2001, UWM dropped five of its first nine matches against a tough schedule but then lost just two matches in the rest of the regular season. As the #2 seed in the league tournament, and playing on their home floor, the Panthers swept through the Horizon League Tournament to earn a trip to Madison for the NCAA Tournament. Once there, the Panthers fell to the host Badgers but still finished the season with 20 wins.

The next season, UWM once more struggled with a tough schedule early but rounded into form just in time. Again holding the second seed in the league tournament, UWM won three-straight matches - including a five-game win over Loyola in the title match - to earn the crown and another NCAA Tournament berth. In the tourney, the Panthers faced off with Northern Iowa and nearly pulled off the upset before falling, 3-1.

In each of the next three seasons, UWM was close to unbeatable in Horizon League regular-season play, winning 38 of its 42 matches. But, the Panthers were upset victims in the league tournament in all three years, keeping them out of the NCAA Tournament.

Then, in 2006, the Panthers turned a stellar regular season into a return to the NCAA Tournament. UWM won 13 of 14 league contests and 24 matches overall before being knocked out of postseason play by Iowa State. The season was highlighted by a school-record 15-match winning streak and marked the ninth 20-win season in the last 10 years for UWM. Plus, the season turned out to be the final one for Kathy Litzau as head coach.

Susie Johnson then moved from her role as associate head coach up to head coach and has continued the amazing recent success of the Panthers. In her first season, she directed UWM to a school-record 26 victories and a fifth-straight Horizon League regular season title. In the following three years, Johnson helped the Panthers to a pair of NCAA Tournament appearances. In five of her 10 seasons, Johnson has been named Horizon League Coach of the Year, highlighted by the 2011 team that finished a perfect 16-0 in league play and 25-5 overall before loss to Iowa State in Ames, Iowa in the National Tournament. In 2013, the Panthers bounced back from an injury-plagued campaign to make their 10th NCAA Tournament.

Postseason History

UWM's volleyball history has included a total of 14 national tournament appearances. The first seven came when the school was a part of NAIA competition, while the last seven have come in the NCAA Division I Tournament. UWM's best-ever national finish was third in the NAIA National Championship in 1984.

1982 NAIA National Tournament
1-2; Tie - 12th

1983 NAIA National Tournament
3-3; 5th

1984 NAIA National Tournament
5-2; 3rd

1985 NAIA National Tournament
6-2; 4th

1986 NAIA National Tournament
2-2; Tie - 9th

1987 NAIA National Tournament
3-3; Tie - 7th

1988 NAIA National Tournament
3-3; Tie - 7th

**1998 NCAA Tournament
at Austin, Texas**
12/4 - lost vs. Texas, 3-0

**1999 NCAA Tournament
at Gainesville, Fla.**
12/4 - lost vs. Illinois, 3-1

**2000 NCAA Tournament
at Los Angeles, Calif.**
12/2 - lost vs. Michigan State, 3-1

**2001 NCAA Tournament
at Madison, Wis.**
12/1 - lost at Wisconsin, 3-0

**2002 NCAA Tournament
at Cedar Falls, Iowa**
12/6 - lost at Northern Iowa, 3-1

**2006 NCAA Tournament
at Madison, Wis.**
12/1 - lost vs. Iowa State, 3-0

**2008 NCAA Tournament
at Champaign, Ill.**
12/5 - lost at Illinois, 3-0

**2009 NCAA Tournament
at Champaign, Ill.**
12/3 - lost vs. Dayton, 3-2

**2011 NCAA Tournament
at Ames, Iowa**
12/2 - lost at Iowa State, 3-0

**2013 NCAA Tournament
at Madison, Wis.**
12/6 - lost at Wisconsin, 3-0

Year-by-Year Leaders

KILLS

2016	Bridget Wallenberger	308
2015	Maggie Dunbar	351
2014	Julie Kolinske	453
2013	Julie Kolinske	343
2012	Julie Kolinske	399
2011	Kerri Schuh	360
2010	Kerri Schuh	279
2009	Jena Berg	389
2008	Becky Peters	440
2007	Jamie Gabrielsen	496
2006	Cheryl Hegemann	365
2005	Cheryl Hegemann	349
2004	Karen Fruit	512
2003	Karen Fruit	481
2002	Sarah Potts	450
2001	Laura Dallenbach	363
2000	Laura Dallenbach	429
1999	Ericka Malterer	381
1998	Ericka Malterer	453
1997	Keelyn Krill	391
1996	Ericka Malterer	398
1995	Kristin Jahnke	259
1994	Marla Miller	262
1993	Kristin Jahnke	248
1992	Jackie Weigand	191
1991	Laura Taglienti	274
1990	Laura Taglienti	386

KILLS PER SET (MIN. 50 gms)

2016	Caitlin Schultz	3.03
2015	Maggie Dunbar	3.16
2014	Julie Kolinske	4.16
2013	Julie Kolinske	3.24
2012	Julie Kolinske	3.73
2011	Elizabeth Egerer	3.54
2010	Kerri Schuh	2.88
2009	Jena Berg	3.21
2008	Becky Peters	3.44
2007	Jamie Gabrielsen	4.51
2006	Cheryl Hegemann	3.61
2005	Rachel Kuebbing	3.43
2004	Karen Fruit	5.17
2003	Karen Fruit	4.22
2002	Sarah Potts	3.72
2001	Laura Dallenbach	3.70
2000	Laura Dallenbach	4.17
1999	Ericka Malterer	3.81
1998	Ericka Malterer	3.87
1997	Keelyn Krill	3.91
1996	Ericka Malterer	3.49
1995	Kristin Jahnke	2.85
1994	Marla Miller	2.52
1993	Linda Granger	2.53
1992	Jackie Weigand	1.71
1991	Laura Taglienti	2.69
1990	Laura Taglienti	3.16

DIGS

2016	Myanna Ruiz	480
2015	Myanna Ruiz	579
2014	Taylor Golabowski	480
2013	Taylor Golabowski	488
2012	Anna Bartz	483
2011	Morgan Potter	510
2010	Morgan Potter	514
2009	Lauren Felsing	572
2008	Lauren Felsing	645
2007	Becky Peters	508
2006	Becky Peters	458
2005	Becky Peters	517
2004	Karen Fruit	329
2003	Karen Fruit	436
2002	Sarah Potts	398
2001	Laura Dallenbach	368
2000	Laura Dallenbach	424
1999	Laura Dallenbach	363
1998	Laura Dallenbach	445
1997	Keelyn Krill	364
1996	Ericka Malterer	298
1995	Kristin Jahnke	295
1994	Marla Miller	310
1993	Marla Miller	253
1992	Kristin Jahnke	245
1991	Vicki Rupso	268
1990	Traci Blom	301

TOTAL BLOCKS

2016	Jess Kalous	116
2015	Maddie Williams	69
2014	Nicole Latzig	82
2013	Rachel Neuberger	114
2012	Rachel Neuberger	126
2011	Rachel Neuberger	124
2010	Natalie Schmitting	128
2009	Natalie Schmitting	132
2008	Natalie Schmitting	127
2007	Natalie Schmitting	123
2006	Cheryl Hegemann	111
2005	Sarah Moore	131
2004	Cheryl Hegemann	87
2003	Cheryl Hegemann	118
2002	Larissa Cattanch	107
2001	Chrissy Schurla	83
2000	Larissa Cattanch	130
1999	Chrissy Schurla	95
1998	Sue Raschka	118
1997	Trudy Vande Berg	107
1996	Kristin Fitzgerald	128
1995	Trudy Vande Berg	87
1994	Trudy Vande Berg	92
1993	Kristin Jahnke	57
1992	Lisa Diedrich	59
1991	Jennifer Olson	110
1990	Traci Blom	152

ACES

2016	Bridget Wallenberger	23
2015	Kayla Price	23
2014	Taylor Golabowski	33
2013	Myanna Ruiz	24
2012	Anna Bartz	27
2011	Kerri Schuh	25
2010	Morgan Potter	23
2009	Lauren Hintze	22
2008	Lauren Hintze	35
2007	Becky Peters	29
2006	Cheryl Hegemann	36
2005	Leanne Felsing	39
2004	Karen Fruit	45
2003	Lindsey Spoden	54
2002	Karen Fruit	48
2001	Laura Dallenbach	45
2000	Lindsey Spoden	38
1999	Katie Schneider	44
1998	Maira Coughlin	35
1997	Keelyn Krill	28
1996	Kristin Fitzgerald	32
1995	Marla Miller	23
1994	Marla Miller	40
1993	Marla Miller	33
1992	Jackie Weigand	46
1991	Vicki Rupso	38
1990	Vicki Rupso	36

ATTACK PERCENTAGE

2016	Bridget Wallenberger	.259
2015	Maddie Williams	.259
2014	Nicole Latzig	.333
2013	Rachel Neuberger	.354
2012	Rachel Neuberger	.294
2011	Rachel Neuberger	.327
2010	Rachel Neuberger	.269
2009	Maddie Sueppel	.251
2008	Maddie Sueppel	.284
2007	Natalie Schmitting	.284
2006	Sarah Moore	.325
2005	Sarah Moore	.285
2004	Sarah Moore	.227
2003	Larissa Cattanch	.312
2002	Lindsey Spoden	.266
2001	Chrissy Schurla	.289
2000	Chrissy Schurla	.287
1999	Chrissy Schurla	.329
1998	Ericka Malterer	.270
1997	Trudy Vande Berg	.292
1996	Trudy Vande Berg	.277
1995	Trudy Vande Berg	.252
1994	Trudy Vande Berg	.218
1993	Linda Granger	.169
1992	Jennifer Olson	.177
1991	Kim Rosenberg	.225
1990	Traci Blom	.277

ASSISTS

2016	Jenn Dore	1142
2015	Kayla Price	1165
2014	Kayla Price	1101
2013	Kayla Price	1020
2012	Hannah Blanchard	601
2011	Kayla Price	1180
2010	Jena Berg	848
2009	Kellye Zaporski	803
2008	Samantha Trawitzke	750
2007	Leanne Felsing	827
2006	Leanne Felsing	1042
2005	Melissa Lange	1117
2004	Melissa Lange	1196
2003	Lindsey Spoden	1387
2002	Lindsey Spoden	1403
2001	Lindsey Spoden	1179
2000	Lindsey Spoden	1264
1999	Katie Schneider	1468
1998	Katie Schneider	1558
1997	Katie Schneider	1283
1996	Katie Schneider	967
1995	Kari Naber	983
1994	Kari Naber	999
1993	Julie Schloemer	547
1992	Julie Schloemer	381
1991	Amy Plinska	668
1990	Julie Klopp	797

BLOCKS PER SET (MIN. 50 gms)

2016	Jess Kalous	1.16
2015	Jess Kalous	0.83
2014	Kaisa Mattson	0.84
2013	Rachel Neuberger	1.08
2012	Rachel Neuberger	1.16
2011	Rachel Neuberger	1.15
2010	Natalie Schmitting	1.16
2009	Natalie Schmitting	1.09
2008	Natalie Schmitting	0.99
2007	Natalie Schmitting	1.10
2006	Cheryl Hegemann	1.10
2005	Sarah Moore	1.24
2004	Cheryl Hegemann	0.94
2003	Cheryl Hegemann	1.23
2002	Molly McNab	1.17
2001	Carly Allison	0.89
2000	Larissa Cattanch	1.26
1999	Chrissy Schurla	0.93
1998	Sue Raschka	1.04
1997	Trudy Vande Berg	1.04
1996	Kristin Fitzgerald	1.11
1995	Trudy Vande Berg	0.96
1994	Trudy Vande Berg	0.78
1993	Kristin Jahnke	0.49
1992	Lisa Diedrich	0.76
1991	Jennifer Olson	1.07
1990	Traci Blom	1.23

DIGS PER SET (MIN. 50 gms)

2016	Myanna Ruiz	4.44
2015	Myanna Ruiz	4.99
2014	Taylor Golabowski	4.36
2013	Taylor Golabowski	4.60
2012	Anna Bartz	4.31
2011	Morgan Potter	4.77
2010	Morgan Potter	4.67
2009	Lauren Felsing	4.73
2008	Lauren Felsing	5.04
2007	Becky Peters	4.54
2006	Becky Peters	4.58
2005	Becky Peters	4.79
2004	Karen Fruit	3.32
2003	Karen Fruit	3.82
2002	Sarah Potts	3.29
2001	Laura Dallenbach	3.76
2000	Laura Dallenbach	4.12
1999	Laura Dallenbach	3.63
1998	Laura Dallenbach	3.84
1997	Keelyn Krill	3.64
1996	Katie Schneider	2.73
1995	Kristin Jahnke	3.24
1994	Marla Miller	2.98
1993	Marla Miller	2.66
1992	Kristin Jahnke	2.43
1991	Vicki Rupso	2.50
1990	Traci Blom	2.43

UNITED WE RISE

DI Individual Single-Match Records

Kills - Three-Set Match

1. Chrissy Schurla	24	9/18/99
2. Keelyn Krill	23	10/3/97
3. Karen Fruit	22	10/1/04
4. Karen Fruit	22	8/30/03
5. Rachel Kuebbing	21	11/11/05
5. Melissa David	21	10/29/05
5. Sarah Potts	21	9/19/03
5. Ericka Malterer	21	9/10/99
5. Kristin Jahnke	21	10/18/95

Kills - Four-Set Match

1. Ericka Malterer	32	9/8/98
2. Karen Fruit	31	10/8/04
3. Karen Fruit	30	9/3/04
3. Laura Dallenbach	30	10/18/00
5. Tari Boutin	28	10/25/02

Kills - Five-Set Match

1. Jamie Gabrielsen	31	8/25/07
2. Cheryl Hegemann	28	10/8/05
2. Ericka Malterer	28	10/25/97
2. Maggie Dunbar	28	10/24/15
5. Jamie Gabrielsen	27	9/18/07
5. Laura Dallenbach	27	10/21/00
5. Ericka Malterer	27	11/16/96
5. Laura Taglienti	27	11/10/90

Attack Pct - Three-Set Match

1. Rachel Neuberger	.846 (11-13)	10/26/13
2. Kristin Fitzgerald	.818 (9-11)	9/19/97
3. Sarah Moore	.812 (13-16)	11/10/06
4. Tari Boutin	.769 (10-13)	9/26/00
5. Natalie Schmitting	.760 (19-25)	9/22/07
6. Rachel Neuberger	.750 (12-16)	9/6/13
6. Cheryl Hegemann	.750 (19-24)	10/12/05

Attack Pct - Four-Set Match

1. Lindsey Spoden	.800 (12-15)	11/22/03
2. Larissa Cattanaach	.692 (18-26)	10/4/02
3. Natalie Schmitting	.667 (15-21)	11/8/08
4. Kim Rosenberg	.667 (8-12)	10/12/91
5. Natalie Schmitting	.647 (12-17)	9/27/08

Attack Pct - Five-Set Match

1. Natalie Schmitting	.600 (13-20)	11/15/08
2. Natalie Schmitting	.577 (17-26)	9/12/08
3. Maddie Williams	.550 (13-20)	11/6/15
4. Dana Boyce	.545 (6-11)	10/4/96
5. Kaisa Mattson	.543 (21-35)	9/24/15
5. Maggie Dunbar	.543 (22-35)	11/6/15

Assists - Three-Set Match

1. Katie Schneider	61	9/18/99
2. Katie Schneider	59	10/3/97
3. Katie Schneider	58	9/10/99
4. Katie Schneider	57	10/23/99
4. Melissa Lange	57	11/5/05

Assists - Four-Set Match

1. Lindsey Spoden	82	10/18/00
2. Katie Schneider	78	9/25/98
3. Katie Schneider	73	9/21/99
4. Katie Schneider	72	10/31/98
4. Katie Schneider	72	10/9/98

Assists - Five-Set Match

1. Katie Schneider	86	10/4/97
2. Katie Schneider	85	11/16/96
3. Katie Schneider	81	11/21/98
4. Lindsey Spoden	79	10/21/00
5. Katie Schneider	78	9/25/98

Digs - Three-Set Match

1. Erick Malterer	31	10/3/97
2. Becky Peters	29	11/11/05
3. Lauren Felsing	25	11/21/08
3. Lauren Felsing	25	10/11/08
5. Five players	24	

Digs - Four-Set Match

1. Lauren Felsing	40	9/25/09
2. Morgan Potter	37	11/11/11
2. Lauren Felsing	33	10/17/09
3. Five players	31	

Digs - Five-Set Match

1. Becky Peters	41	9/15/05
2. Morgan Potter	39	10/15/10
3. Myanna Ruiz	36	9/24/15
4. Lauren Felsing	33	10/3/08
5. Morgan Potter	32	10/5/11
6. Three players	31	

Total Blocks - Three-Set Match

1. Trudy Vande Berg	16	9/6/97
2. Liz House	12	11/4/90
3. Natalie Schmitting	11	11/21/09
3. Kristin Fitzgerald	11	10/1/96
3. Liz House	11	11/8/90

Total Blocks - Four-Set Match

1. Maddie Sueppel	19	9/12/09
2. Cheryl Hegemann	11	10/3/03
2. Heidi Krumins	11	10/7/94
4. Five players	10	

Total Blocks - Five-Set Match

1. Rachel Neuberger	17	10/13/12
1. Liz House	17	11/15/90
3. Maddie Sueppel	11	11/23/08
3. Tracie Blom	11	11/15/90
5. Natalie Schmitting	10	9/7/07
5. Larissa Cattanaach	10	9/12/00

Aces - Three-Set Match

1. Karen Fruit	7	11/12/04
1. Ericka Malterer	7	8/29/97
3. Lindsey Spoden	6	8/31/01
3. Lindsey Spoden	6	11/11/00
3. Katie Schneider	6	9/24/99

Aces - Four-Set Match

1. Karen Fruit	8	11/13/04
2. Jamie Gabrielsen	6	10/20/07
2. Molly McNab	6	9/13/02
2. Diana Balsiger	6	9/10/93
5. Nine players	5	

Aces - Five-Set Match

1. Sue Swirth	8	8/29/97
2. Kellye Zaporoski	6	8/29/09
3. Moira Coughlin	5	9/5/98
3. Julie Yankus	5	9/5/98

Team Records

NCAA Division I Triple-Doubles

• **Kerri Schuh**
10/23/10 vs. Cleve. St. (11 K; 15 D; 10 A)

• **Jena Berg**
9/3/10 vs. N. Dakota St. (10K; 17D; 25A)

• **Leanne Felsing**
11/17/07 vs. Valpo (15K; 10D; 29 A)
11/16/07 vs. Loyola (23K; 14D; 39A)
11/9/07 at Wright St. (11K; 14D; 29A)
11/2/07 at Green Bay (14K; 25D; 33A)
10/20/07 vs. Young. St. (22K; 13D; 25A)
10/19/07 vs. Cleve. St. (19K; 23D; 30A)
10/17/07 vs. Marquette (14K; 14D; 27A)
10/12/07 vs. Loyola (20K; 15D; 24A)
10/7/07 vs. Valpo (19K; 11D; 28 A)
10/2/07 vs. Green Bay (11K; 13D; 26A)
9/21/07 vs. Butler (10K; 13D; 37A)
9/18/07 at N. Illinois (20K; 19D; 36A)
9/15/07 at Loyola(16K; 16D; 28A)
9/7/07 vs. Cincinnati (10K; 10D; 37A)
9/7/07 vs. Virginia Tech (18K; 18D; 24A)
9/1/07 vs. Binghamton (14K; 12D; 23A)
8/25/07 vs. Gard.-Webb (18K; 10D; 11A)
8/25/07 vs. Syracuse (17K; 22D; 32A)
10/21/06 at Cleve. St. (12 K; 20 D; 24 A)
9/16/05 at Cincinnati (19 K; 14 D; 44 A)
9/9/05 vs. No. Iowa (21 K; 10 D; 13 A)
9/3/05 vs. Georgetown (13 K; 17 D; 32 A)
9/2/05 vs. Miss. St. (14 K; 20 D; 16 A)
8/27/05 at Iowa (19 K; 14 D; 16 A)
8/26/05 vs. Drake (15 K; 15 D; 21 A)

• **Kristin Fitzgerald**
9/22/96 at Georgia St. (15 K; 10 D; 10 B)

• **Lindsey Spoden**
11/22/04 at Butler (12K; 17D; 50A)
9/13/03 vs. Sac. St. (10K; 15D; 62A)

• **Heidi Krumins**
10/7/94 at NE Illinois (13K; 13D; 11B)

• **Tracie Blom**
11/15/90 at NE Illinois (20K; 11D; 11B)
11/4/90 vs. Akron (12K; 11D; 10B)

• **Liz House**
11/8/90 vs. UIC (13K; 10D; 11B)

• **Myanna Ruiz**
9/19/14 vs. LIU-Brooklyn (11K; 17A; 10D)
9/27/14 vs. Valparaiso (17 K; 25 A; 15D)
10/3/14 vs. Green Bay (12 K; 24 A; 10D)

NCAA Division I 20-20 Club

• **Jena Berg**
11/20/09 vs. Green Bay 21-24

• **Laura Dallenbach**
9/21/02 at UIC 22-23
11/4/00 at Butler 20-23
11/3/00 at Wright St. 23-31
10/21/00 vs. Cincinnati 27-24
10/18/00 at DePaul 30-27
10/6/00 vs. Butler 20-20
9/9/00 vs. Austin Peay 25-23
10/31/98 at UIC 27-20
9/25/98 at Butler 20-24

• **Karen Fruit**
10/29/04 at Loyola 25-22
11/15/03 at Wright St. 20-23
11/7/03 vs. Loyola 26-23
10/31/03 at Green Bay 24-22
9/13/03 vs. Sacramento St. 22-24

• **Jamie Gabrielsen**
9/18/07 at Northern Illinois 27-20
8/25/07 vs. Syracuse 31-20

• **Keelyn Krill**
11/22/97 at Loyola 25-30
10/17/97 vs. Loyola 21-24
10/14/92 at Northeastern Illinois 25-24

• **Ericka Malterer**
9/21/99 at Illinois St. 21-20
11/14/98 vs. Butler 23-24
10/8/98 vs. So. Mississippi 20-21
10/11/96 vs. Butler 25-20

• **Marla Miller**
11/10/95 vs. Green Bay 20-24

• **Sarah Potts**
9/13/03 vs. Sacramento St. 21-24

• **Chrissy Schurla**
11/4/00 at Butler 20-20

Team Match Records

• UWM Three-Set Records

Kills	70	9/18/99	vs. Marquette
Attack %	.474	9/5/09	vs. Alcorn St.
Assists	66	10/3/97	at Butler
Aces	16	8/29/97	vs. Chicago St.
Digs	117	10/3/97	at Butler
Blocks	25	9/6/97	vs. San Jose St.

• Opponent Three-Set Records

Kills	70	9/3/94	vs. Missouri
Attack %	.575	10/5/90	at E. Michigan
Assists	66	10/3/97	at Butler
	66	11/4/90	vs. Akron
Aces	16	10/6/90	vs. Auburn
Digs	101	10/3/97	at Butler
Blocks	17	9/15/07	at Loyola
	17	10/4/94	at Marquette

• UWM Four-Set Records

Kills	93	10/18/00	at DePaul
Attack %	.422	10/12/91	at Radford
Assists	86	9/25/98	at Butler
Aces	20	9/10/93	vs. Chicago St.
Digs	123	10/26/90	at E. Illinois
Blocks	20	10/18/00	at DePaul

• Opponent Four-Set Records

Kills	94	9/21/98	at Geo. Tech
Attack %	.376	10/18/14	vs. Oakland
Assists	87	9/21/98	at Geo. Tech
Aces	18	10/8/91	at NE Illinois
Digs	117	9/22/98	at Georgia St.
Blocks	20.5	10/7/94	NE Illinois
	20.5	10/15/16	at Valparaiso

• UWM Five-Set Records

Kills	94	11/16/96	N. Illinois
Attack %	.336	11/6/15	UIC
Assists	92	10/4/97	at Wright St.
Aces	15	11/10/90	vs. Valparaiso
Digs	122	11/3/00	at Wright St.
Blocks	30	11/15/90	at NE Illinois

• Opponent Five-Set Records

Kills	98	11/16/96	N. Illinois
Attack %	.342	9/12/03	Illinois St.
Assists	90	11/16/96	N. Illinois
Aces	15	10/20/95	UIC
Digs	155	9/23/90	at Drake
Blocks	30	10/29/94	at Cleve. St.

Miscellaneous Team Records

Consecutive Wins	18	9/16/11-12/2/11
Consecutive Losses	12	9/21/93-10/22/93
Consecutive Home Wins	33	11/16/96-11/3/99
Consecutive Home Losses	12	9/22/92-9/17/93
Consecutive Road Wins	10	9/8/99-11/20/99

Consecutive Road Losses	17	10/9/92-11/13/93
Most Consecutive 3-0 Match Wins	6	9/17/11-10/4/11
Largest Crowd - Klotsche Center	1,121	9/9/06 vs. Wisconsin
Largest Crowd - Road Regular Season	3,788	8/24/07 @ Wisconsin
Largest Crowd - NCAA Tournament	5,015	12/1/01 @ Wisconsin

Team Season Records

Match Wins	4-Set Match Wins	Most Kills	Most Aces
26 2007 11	2011 1919	1998 218	2003 209
25 Five Times 9	Two times 1853	2002 209	1998 206
	1820	2003 206	1990 206
Match Losses	4-Set Match Losses	Fewest Kills	Fewest Aces
33 1992 7	1993 959	1992 95	2013 97
27 1993 7	1174	1993 97	2009 99
	1186	1995 99	2012 99
Best Winning Percentage	Best 4-Set Win %	Best Attack %	Most Digs
.896 (26-3) 2007	.900 2004	.272 (1770-581-4368) 1999	2268
.862 (25-4) 1999		.242 (1678-650-4256) 2006	2226
	Worst 4-Set Win %	.235 (1820-678-4851) 2003	2158
	.222 1993		
Worst Winning %	4-Set Matches	Worst Attack %	Fewest Digs
.083 (3-33) 1992	12 2011	.072 (959-704-3521) 1992	1479
.182 (6-27) 1993	11 Three times	.103 (1174-761-3998) 1993	1526
		.132 (1430-815-4652) 1994	1566
3-Set Match Wins	5-Set Match Wins	Most Assists	Most Blocks
19 1997 8	1998 1711	2002 379.5	1990 1709
		1998 298.5	2010 1650
3-Set Match Losses	5-Set Match Losses	2003 283.0	2009 283.0
28 1992 5	2016 1711		
		Fewest Assists	Fewest Blocks
Best 3-Set Win %	Best 5-Set Win % (min. 5)	738 1992	136.0 1992
1.000 1999	.800 1990	1013 1991	182.5 1995
			199.0 1999
Worst 3-Set Win %	Worst 5-Set Win %		
.000 1992	.200 1994		
3-Set Matches	5-Set Matches		
28 1992 11	1998 11		
	2015 10		

Date	SP	K	KPS	E	TA	Pct	A	APS	SA	SE	SAPS	RE	DIG	DPS	BS	BA	Total	BPS	BE	BHE
1990	129	1660	12.87	713	4703	.201	1406	10.90	206	268	1.60	250	1965	15.23	150	459	379.5	2.94	108	99
1991	113	1202	10.64	640	3736	.150	1013	8.96	190	253	1.68	243	1629	14.42	113	314	270.0	2.39	75	115
1992	119	959	8.06	704	3521	.072	738	6.20	140	271	1.18	274	1479	12.43	92	254	219.0	1.84	91	113
1993	117	1174	10.03	761	3998	.103	1027	8.78	193	341	1.65	240	1653	14.13	57	158	136.0	1.16	75	145
1994	127	1430	11.26	815	4652	.132	1256	9.89	187	314	1.47	245	2027	15.96	89	262	220.0	1.73	65	n/a
1995	94	1186	12.62	617	3607	.158	1070	11.38	136	279	1.45	163	1526	16.23	84	197	182.5	1.94	62	47
1996	116	1574	13.57	649	4673	.198	1370	11.81	143	243	1.23	179	1837	15.84	81	388	275.0	2.37	74	57
1997	106	1602	15.11	605	4267	.234	1414	13.34	161	214	1.52	96	1854	17.49	66	294	213.0	2.01	66	68
1998	122	1919	15.73	838	5154	.210	1709	14.01	209	297	1.71	168	2226	18.25	53	418	262.0	2.15	63	36
1999	104	1770	17.02	581	4368	.272	1628	15.65	195	277	1.88	142	1822	17.52	49	300	199.0	1.91	70	27
2000	103	1657	16.09	679	4458	.219	1527	14.83	176	221	1.71	165	1925	18.69	43	424	255.0	2.48	65	40
2001	100	1615	16.15	618	4297	.232	1442	14.42	182	192	1.82	186	1792	17.92	39	353	215.5	2.15	76	26
2002	121	1853	15.31	848	4950	.203	1711	14.14	202	278	1.67	183	1942	16.05	45	466	278.0	2.30	74	48
2003	117	1820	15.56	678	4851	.235	1650	14.10	218	266	1.86	185	2001	17.10	34	489	278.5	2.38	58	46
2004	99	1497	15.12	666	4078	.204	1370	13.84	170	244	1.72	135	1566	15.82	38	389	232.5	2.35	46	58
2005	108	1748	16.19	733	4770	.213	1595	14.77	176	201	1.63	151	1902	17.61	30	492	276.0	2.56	82	78
2006	101	1678	16.61	650	4256	.242	1526	15.11	181	198	1.79	124	1772	17.54	37	351	212.5	2.10	61	76
2007	112	1845	16.47	758	5140	.211	1672	14.93	174	221	1.55	107	2268	20.25	42	435	259.5	2.32	68	64
2008	128	1632	12.75	743	4832	.184	1523	11.90	159	168	1.24	132	2158	16.86	54	454	281.0	2.20	59	80
2009	121	1541	12.74	723	4577	.179	1429	11.81	97	136	0.80	132	2151	17.78	50	466	283.0	2.34	41	51
2010	110	1394	12.67	559	3989	.209	1292	11.75	119	120	1.08	132	1892	17.20	50	497	298.5	2.71	37	40
2011	108	1505	13.94	602	4111	.220	1386	12.83	108	140	1.00	86	1815	16.81	53	438	272.0	2.52	53	24
2012	112	1391	12.44	669	4164	.173	1300	11.63	99	129	0.88	132	1766	15.77	48	368	232.0	2.07	62	53
2013	106	1442	13.60	561	3891	.226	1352	12.75	95	154	0.90	124	1680	15.85	57	335	224.5	2.12	39	27
2014	110	1567	14.25	661	4055	.223	1476	13.42	138	243	1.25	110	1678	15.25	48	316	206.0	1.87	40	24
2015	116	1489	12.84	709	4170	.187	1390	11.98	120	157	1.03	113	1751	15.09	55	303	206.5	1.78	49	15
2016	108	1362	12.61	636	3802	.191	1270	11.76	108	142	1.00	130	1594	14.76	65	388	259.0	2.40	48	8

\$ - Final stat totals are missing matches vs. Charleston Southern, Coastal Carolina and Chicago State

UNITED WE RISE

Individual DI Season Records

KILLS

1. Karen Fruit	512	2004
2. Jamie Gabrielsen	496	2007
3. Karen Fruit	481	2003
4. Ericka Malterer	453	1998
4. Julie Kolinske	453	2014
6. Sarah Potts	450	2002
7. Becky Peters	440	2008
8. Laura Dallenbach	429	2000
9. Julie Kolinske	399	2012
10. Ericka Malterer	398	1996

KILLS PER SET

1. Karen Fruit	5.17	2004
2. Jamie Gabrielsen	4.51	2007
3. Tari Boutin	4.26	2002
4. Karen Fruit	4.22	2003
5. Laura Dallenbach	4.17	2000
6. Julie Kolinske	4.16	2014
7. Keelyn Krill	3.91	1997
8. Ericka Malterer	3.81	1999
9. Ericka Malterer	3.74	1998
10. Julie Kolinske	3.73	2012

ASSISTS

1. Katie Schneider	1,558	1998
2. Katie Schneider	1,468	1999
3. Lindsey Spoden	1,403	2002
4. Lindsey Spoden	1,387	2003
5. Katie Schneider	1,283	1997
6. Lindsey Spoden	1,264	2000
7. Melissa Lange	1,196	2004
8. Kayla Price	1,180	2011
9. Lindsey Spoden	1,179	2001
10. Kayla Price	1,165	2015

DIGS

1. Lauren Felsing	645	2008
2. Myanna Ruiz	579	2015
3. Lauren Felsing	572	2009
4. Becky Peters	517	2005
5. Morgan Potter	514	2010
6. Morgan Potter	510	2011
7. Becky Peters	508	2007
8. Lauren Felsing	496	2007
9. Taylor Golabowski	488	2013
10. Anna Bartz	483	2012

TOTAL BLOCKS

1. Tracie Blom	152	1990
2. Liz House	137	1990
3. Natalie Schmitting	132	2009
4. Sarah Moore	131	2005
5. Larissa Cattanach	130	2000
6. Natalie Schmitting	128	2010
6. Kristin Fitzgerald	128	1996
8. Natalie Schmitting	127	2008
9. Rachel Neuberger	126	2012
10. Maddie Sueppel	125	2008

ACES

1. Lindsey Spoden	54	2003
2. Karen Fruit	48	2002
3. Jackie Weigand	46	1992
4. Karen Fruit	45	2004
4. Laura Dallenbach	45	2001
6. Katie Schneider	44	1999
7. Lindsey Spoden	42	2002
8. Marla Miller	40	1994
9. Leanne Felsing	39	2005
10. Jamie Gabrielsen	39	2004
10. Chrissy Schurla	39	1999

ATTACK ATTEMPTS

1. Jamie Gabrielsen	1,471	2007
2. Karen Fruit	1,315	2004
3. Karen Fruit	1,291	2003
4. Becky Peters	1,276	2008
5. Sarah Potts	1,221	2002
6. Jena Berg	1,206	2009
7. Julie Kolinske	1,198	2012
8. Ericka Malterer	1,138	1998
9. Julie Kolinske	1,113	2014
10. Laura Dallenbach	1,085	1998

ATTACK PCT. (Min. 250 att.)

1. Rachel Neuberger	.354	2013
2. Nicole Latzig	.333	2014
3. Chrissy Schurla	.329	1999
4. Rachel Neuberger	.327	2011
5. Sarah Moore	.325	2006
6. Larissa Cattanach	.312	2003
7. Lindsey Spoden	.307	2003
8. Ericka Malterer	.305	1999
9. Sue Raschka	.298	1999
10. Rachel Neuberger	.294	2012

DIGS PER SET

1. Lauren Felsing	5.04	2008
2. Myanna Ruiz	4.99	2015
3. Becky Peters	4.79	2005
4. Morgan Potter	4.77	2011
5. Lauren Felsing	4.73	2009
6. Morgan Potter	4.67	2010
7. Taylor Golabowski	4.60	2013
8. Becky Peters	4.58	2006
9. Becky Peters	4.54	2007
10. Myanna Ruiz	4.44	2016

BLOCKS PER SET

1. Larissa Cattanach	1.43	2001
2. Larissa Cattanach	1.26	2000
3. Sarah Moore	1.24	2005
4. Cheryl Hegemann	1.23	2003
4. Tracie Blom	1.23	1990
6. Molly McNab	1.17	2002
7. Jess Kalous	1.16	2016
7. Rachel Neuberger	1.16	2012
7. Natalie Schmitting	1.16	2010
7. Liz House	1.16	1990

MATCHES PLAYED

1. Kristin Jahnke	36	1992
2. Kari Naber	35	1994
2. Lisa Diedrich	35	1994
2. Trudy Vande Berg	35	1994
2. Julie Schloemer	35	1994
2. Jackie Weigand	35	1992
7. Seven players	34	

SETS PLAYED

1. Maddie Sueppel	128	2008
1. Natalie Schmitting	128	2008
1. Lauren Hintze	128	2008
1. Lauren Felsing	128	2008
1. Becky Peters	128	2008
6. Kerri Schuh	127	2008
7. Tracie Blom	124	1990
8. Kellye Zavorski	123	2008
8. Vicki Rupso	123	1990
10. Katie Schneider	122	1998
10. Laura Taglienti	122	1990

UNITED WE RISE

Individual DI Career Records

KILLS

1. Ericka Malterer	1,560	1996-99
2. Laura Dallenbach	1,534	1998-01
3. Karen Fruit	1,370	2001-04
4. Julie Kolinske	1,295	2011-14
5. Chrissy Schurla	1,253	1998-01
6. Kerri Schuh	1,213	2007-11
7. Trudy Vande Berg	1,148	1994-97
8. Leanne Felsing	1,146	2004-07
9. Cheryl Hegemann	1,099	2003-06
10. Rachel Neuberger	1,061	2010-13

KILLS PER SET

1. Karen Fruit	3.68	2001-04
2. Laura Dallenbach	3.64	1998-01
3. Ericka Malterer	3.58	1996-99
4. Julie Kolinske	3.53	2011-14
5. Elizabeth Egerer	3.09	2010-12
6. Tari Boutin	2.99	2000-02
7. Chrissy Schurla	2.97	1998-01
8. Laura Taglienti	2.95	1990-91
9. Sarah Potts	2.84	2000-03
10. Cheryl Hegemann	2.76	2003-06

ASSISTS

1. Katie Schneider	5,276	1996-99
2. Lindsey Spoden	5,233	2000-03
3. Kayla Price	5,010	2011-15
4. Melissa Lange	2,446	2002-05
5. Kellye Zaporski	2,356	2006-09
6. Kari Naber	2,308	1994-97
7. Leanne Felsing	2,264	2004-07
8. Sam Trawitzke	1,412	2008-11
9. Jenn Dore	1,142	2016-
10. Julie Schloemer	1,130	1992-95

DIGS

1. Lauren Felsing	1,929	2006-09
2. Becky Peters	1,875	2005-08
3. Myanna Ruiz	1,700	2013-16
4. Laura Dallenbach	1,600	1998-01
5. Leanne Felsing	1,329	2004-07
6. Taylor Golabowski	1,253	2011-14
7. Morgan Potter	1,205	2008-11
8. Lindsey Spoden	1,204	2000-03
9. Katie Schneider	1,179	1996-99
10. Ericka Malterer	1,169	1996-99

DIGS PER SET

1. Becky Peters	4.19	2005-08
2. Lauren Felsing	4.18	2006-09
3. Morgan Potter	3.94	2008-11
4. Myanna Ruiz	3.89	2013-16
5. Laura Dallenbach	3.80	1998-01
6. Keelyn Krill	3.64	1997
7. Taylor Golabowski	3.48	2011-14
8. Leanne Felsing	3.19	2004-07
9. Jena Berg	3.08	2009-10
10. Karen Fruit	3.03	2001-04

ACES

1. Lindsey Spoden	169	2000-03
2. Laura Dallenbach	134	1998-01
3. Karen Fruit	131	2001-04
4. Cheryl Hegemann	125	2003-06
5. Leanne Felsing	114	2004-07
6. Chrissy Schurla	109	1998-01
7. Becky Peters	102	2005-08
8. Katie Schneider	101	1996-99
9. Jamie Gabrielsen	100	2004-07
9. Ericka Malterer	100	1996-99

ATTACK ATTEMPTS

1. Laura Dallenbach	3,932	1998-01
2. Ericka Malterer	3,872	1996-99
3. Karen Fruit	3,638	2001-04
4. Julie Kolinske	3,570	2011-14
5. Kerri Schuh	3,427	2007-11
6. Leanne Felsing	3,220	2004-07
7. Chrissy Schurla	2,995	1998-01
8. Sarah Potts	2,943	2000-03
9. Cheryl Hegemann	2,845	2003-06
10. Trudy Vande Berg	2,827	1994-97

ATTACK PCT. (Min. 250 att.)

1. Rachel Neuberger	.314	2010-13
2. Chrissy Schurla	.285	1998-01
3. Ericka Malterer	.273	1996-99
4. Sarah Moore	.272	2003-06
5. Maddie Sueppel	.268	2007-10
6. Lindsey Spoden	.265	2000-03
7. Trudy Vande Berg	.263	1994-97
8. Larissa Cattanach	.262	1999-03
9. Natalie Schmitting	.255	2007-10
10. Tari Boutin	.252	2000-02

TOTAL BLOCKS

1. Natalie Schmitting	510	2007-10
2. Rachel Neuberger	474	2010-13
3. Cheryl Hegemann	419	2003-06
4. Trudy Vande Berg	403	1994-97
5. Kerri Schuh	394	2007-11
6. Chrissy Schurla	385	1998-01
7. Larissa Cattanach	378	1999-03
8. Maddie Sueppel	335	2007-10
9. Sarah Moore	322	2003-06
10. Rachel Kuebbing	267	2002-05

BLOCKS PER SET

1. Tracie Blom	1.23	1990
2. Liz House	1.16	1990
3. Rachel Neuberger	1.12	2010-13
4. Bridget Wallenberger	1.08	2016-
4. Natalie Schmitting	1.08	2007-10
5. Molly McNab	1.06	2002-05
6. Cheryl Hegemann	1.05	2003-06
7. Maddie Sueppel	1.00	2007-10
8. Larissa Cattanach	1.00	1999-03
9. Sarah Moore	0.94	2003-06
9. Trudy Vande Berg	0.94	1994-97

MATCHES PLAYED

1. Kayla Price	127	2011-15
2. Julie Schloemer	124	1992-95
3. Lauren Felsing	122	2006-09
4. Kerri Schuh	121	2007-11
4. Natalie Schmitting	121	2007-10
6. Becky Peters	120	2005-08
6. Lindsey Spoden	120	2000-03
8. Kristin Jahnke	118	1992-95
9. Myanna Ruiz	117	2013-16
10. Rachel Neuberger	115	2010-13

SETS PLAYED

1. Natalie Schmitting	471	2007-10
2. Kayla Price	464	2011-15
3. Lauren Felsing	462	2006-09
4. Kerri Schuh	457	2007-11
5. Becky Peters	448	2005-08
6. Myanna Ruiz	437	2013-16
7. Ericka Malterer	436	1996-99
8. Lindsey Spoden	434	2000-03
9. Trudy Vande Berg	427	1994-97
10. Rachel Neuberger	425	2010-13

UNITED WE ROAR

Individual DI Freshman Records

KILLS

1. Ericka Malterer	398	1996
2. Laura Dallenbach	392	1998
3. Bridget Wallenberger	308	2016
4. Leanne Felsing	280	2004
5. Natalie Schmitting	276	2007
6. Kylie Wilks	271	2016
7. Kerri Schuh	265	2008
8. Chrissy Schurla	233	1998
9. Myanna Ruiz	232	2013
10. Trudy Vande Berg	231	1994

KILLS PER SET

1. Ericka Malterer	3.49	1996
2. Laura Dallenbach	3.38	1998
3. Bridget Wallenberger	2.91	2016
4. Leanne Felsing	2.83	2004
5. Kylie Wilks	2.58	2016
6. Natalie Schmitting	2.46	2007
7. Chrissy Schurla	2.41	1998
8. Becky Hornik	2.36	1995
9. Maddie Williams	2.30	2015
10. Myanna Ruiz	2.25	2013

ASSISTS

1. Lindsey Spoden	1,264	2000
2. Kayla Price	1,180	2011
3. Jenn Dore	1,142	2016
4. Kari Naber	999	1994
5. Katie Schneider	967	1996
6. Sam Trawitzke	750	2008
7. Amy Plinska	668	1991
8. Julie Schloemer	381	1992
9. Carla Gehl	260	1992
10. Kellye Zavorski	206	2006

DIGS

1. Becky Peters	517	2005
2. Laura Dallenbach	445	1998
3. Jamie Gabrielsen	321	2004
4. Ericka Malterer	298	1996
5. Myanna Ruiz	294	2013
6. Leanne Felsing	289	2004
7. Lindsey Spoden	273	2000
7. Kari Naber	273	1994
9. Maisey Mulvey	271	2012
10. Kylie Wilks	266	2016

TOTAL BLOCKS

1. Natalie Schmitting	123	2007
2. Cheryl Hegemann	118	2003
3. Bridget Wallenberger	115	2016
4. Rachel Neuberger	110	2010
5. Chrissy Schurla	105	1998
6. Kerri Schuh	94	2008
7. Trudy Vande Berg	92	1994
8. Maddie Sueppel	83	2007
9. Ericka Malterer	76	1996
10. Molly McNab	70	2002

ACES

1. Jamie Gabrielsen	39	2004
2. Lindsey Spoden	38	2000
3. Moira Coughlin	35	1998
4. Julie Yankus	33	1998
4. Marla Miller	33	1993
4. Amy Plinska	33	1991
7. Cheryl Hegemann	30	2003
8. Chrissy Schurla	25	1998
9. Myanna Ruiz	24	2013
10. Bridget Wallenberger	23	2016

ATTACK ATTEMPTS

1. Laura Dallenbach	1,085	1998
2. Ericka Malterer	1,046	1996
3. Kylie Wilks	820	2016
4. Leanne Felsing	818	2004
5. Kerri Schuh	772	2008
6. Bridget Wallenberger	762	2016
7. Myanna Ruiz	732	2013
8. Chrissy Schurla	659	1998
9. Natalie Schmitting	648	2007
10. Trudy Vande Berg	633	1994

ATTACK PCT. (Min. 250 att.)

1. Cheryl Hegemann	.294	2003
2. Natalie Schmitting	.284	2007
3. Maddie Sueppel	.273	2007
4. Rachel Neuberger	.269	2010
5. Bridget Wallenberger	.259	2016
5. Maddie Williams	.259	2015
7. Lindsey Spoden	.250	2000
8. Ericka Malterer	.243	1996
9. Chrissy Schurla	.225	1998
10. Trudy Vande Berg	.218	1994

DIGS PER SET

1. Becky Peters	4.79	2005
2. Laura Dallenbach	3.84	1998
3. Jamie Gabrielsen	3.28	2004
4. Leanne Felsing	2.92	2004
5. Myanna Ruiz	2.85	2013
6. Lindsey Spoden	2.73	2000
6. Katie Schneider	2.73	1996
8. Marla Miller	2.66	1993
9. Ericka Malterer	2.61	1996
10. Kylie Wilks	2.53	2016

BLOCKS PER SET

1. Cheryl Hegemann	1.23	2003
2. Molly McNab	1.17	2002
3. Natalie Schmitting	1.10	2007
4. Bridget Wallenberger	1.08	2016
4. Rachel Neuberger	1.08	2010
6. Maddie Sueppel	0.94	2007
7. Chrissy Schurla	0.93	1998
8. Nicole Latzig	0.83	2012
9. Trudy Vande Berg	0.78	1994
10. Kerri Schuh	0.74	2008

MATCHES PLAYED

1. Kristin Jahnke	36	1992
2. Trudy Vande Berg	35	1994
2. Kari Naber	35	1994
4. Erin Chapman	34	1994
4. Julie Schloemer	34	1992
6. Rhonda Anderson	33	1994
7. Kerri Schuh	32	2008
7. Sam Trawitzke	32	2008
9. Four players tied	31	

SETS PLAYED

1. Kerri Schuh	127	2008
2. Sam Trawitzke	118	2008
2. Trudy Vande Berg	118	1994
4. Laura Dallenbach	116	1998
5. Ericka Malterer	114	1996
6. Kari Naber	114	1994
7. Chrissy Schurla	113	1998
8. Maisey Mulvey	112	2012
8. Natalie Schmitting	112	2007
10. Amy Plinska	111	1991

UNITED WE RISE

All-Time Series Records

	W	L	First	Last
Akron	6	2	1983	2016
Alabama	1	1	2005	2006
Alcorn State	1	0	2009	2009
Arizona State	0	1	2011	2011
Ark.-Little Rock	2	0	1985	1985
Auburn	0	2	1990	1996
Augsburg	2	0	1981	1984
Augustana (SD)	5	2	1986	1989
Austin Peay	1	0	2000	2000
Ball State	1	1	2000	2006
Bellarmino	1	0	1989	1989
Bemidji State	7	1	1981	1989
Benedictine (Ill.)	1	0	1984	1984
Benedictine (Kan.)	2	0	1985	1988
Bethel (Minn.)	1	0	1988	1988
Binghamton	1	0	2007	2007
Biola (Calif.)	0	2	1985	1986
Boise State	0	1	1992	1992
Boston College	2	0	1991	2000
Bowling Green	1	0	2013	2013
Bradley	8	8	1981	2016
BYU (Hawaii)	0	2	1983	1984
Buffalo	1	1	1992	1996
Butler	30	13	1982	2011
Cal Poly	1	0	2002	2002
Canisius	1	0	1993	1993
Carleton (Minn.)	3	0	1983	1988
Central Michigan	2	1	1993	2010
Central Missouri St.	1	2	1982	1989
Central State	1	0	1985	1985
Charleston Southern	1	0	1991	1991
Charlotte	2	0	2003	2005
Chicago State	16	0	1988	2002
Cincinnati	2	5	1992	2007
Clarke (Iowa)	1	0	1982	1982
Cleveland State	43	15	1990	2016
Coastal Carolina	1	0	1991	1991
Coe (Iowa)	2	0	1986	1987
Coll. of Charleston	1	1	1984	2004
Colorado State	0	1	2003	2003
Concordia (Ill.)	2	0	1981	1983
Concordia (Minn.)	1	0	1988	1988
Connecticut	1	1	2002	2008
Cornell	0	1	1991	1991
Creighton	1	0	1995	1995
Dartmouth	0	1	2016	2016
Dayton	0	2	1981	2009
Denver	1	0	2011	2011
DePaul	18	4	1981	2010
Doane (Neb.)	1	1	1986	1987
Drake	4	4	1990	2012
Drexel	0	1	1994	1994
Drury	1	0	1985	1985
Dubuque	2	0	1982	1983
Duke	0	1	2012	2012
Duquesne	1	0	1999	1999
East Carolina	1	0	2012	2012

	W	L	First	Last
Eastern Illinois	2	11	1977	2003
Eastern Michigan	1	5	1981	2008
Eastern Nazarene	2	0	1983	1988
Eastern State	0	1	1992	1992
Edgewood	1	0	1988	1988
Elmhurst	7	2	1979	1988
Emporia State	1	1	1985	1988
Eureka	1	0	1986	1986
Evansville	3	0	1982	1990
Fairfield	1	0	2012	2012
Ferris State	1	2	1983	1987
Florida	0	1	2013	2013
Florida A&M	1	0	2008	2008
Fordham	1	0	2007	2007
Fort Hayes	0	1	1989	1989
Franklin (Ind.)	4	1	1984	1988
Fresno State	0	1	1996	1996
Friends (Kan.)	3	0	1985	1989
Furman	2	0	2000	2015
Gardner-Webb	1	0	2007	2007
George Mason	2	0	1998	2016
Georgetown	2	0	2005	2005
Georgetown (Ky.)	1	0	1988	1988
George Washington	1	0	2005	2005
George Williams	1	1	1975	1984
Georgia St.	1	0	1996	1996
Georgia Tech	1	2	1996	1997
Graceland	1	1	1982	1989
Gustavus Adolphus	3	0	1985	1987
Hawaii-Hilo	0	5	1982	1988
High Point	1	0	1986	1986
Idaho	0	2	1992	1994
Illinois	0	4	1992	2008
Illinois Central	4	3	1977	1986
Illinois State	3	3	1999	2008
Incarnate Word	1	0	2014	2014
Indiana State	1	1	1994	1997
Indiana Tech	0	1	1980	1980
Indiana-Terre Haute	1	0	1984	1984
IPFW	2	2	1989	2011
Iowa	0	7	1981	2015
Iowa St.	2	8	1992	2015
Iowa Wesleyan	1	0	1982	1982
IUPUI	4	0	1986	1999
Jacksonville State	1	0	2005	2005
Jeerson CC	2	0	1983	1984
Kansas	0	1	2013	2013
Kellogg	0	1	1978	1978
Kent State	1	1	1992	1998
Lake Superior St.	9	0	1982	1989
La Salle	3	0	1993	2003
Lewis	3	9	1976	1984
Liberty	1	0	1998	1998
Lipscomb	0	1	2015	2015
LIU-Brooklyn	1	0	2014	2014
Loras (Iowa)	2	0	1984	1986
Louisiana State	0	1	2004	2004

	W	L	First	Last
Louisville	0	3	1998	2006
Loyola Chicago	34	30	1980	2012
Macalester	9	0	1981	1987
Mankato State	3	1	1983	1987
Marshall	2	0	1982	1999
Marycrest	4	0	1982	1985
McKendree (Ill.)	2	1	1985	1987
Mercer	1	0	2006	2006
Metro St.	0	1	1981	1981
Miami (Fla.)	0	1	2004	2004
Miami (Ohio)	1	2	1981	2014
Michigan-Dearborn	3	0	1986	1988
Michigan St.	0	3	2000	2014
Michigan Tech	4	0	1985	1989
Minnesota	0	4	1981	2014
Minnesota-Duluth	4	3	1985	1989
Minnesota-Morris	2	0	1986	1988
Mississippi	1	2	1997	2009
Mississippi State	0	1	2005	2005
Missouri	2	1	1994	1997
UMKC	2	0	1995	2001
Missouri-St. Louis	0	2	1978	1989
Missouri Southern	2	0	1988	1989
Missouri State	1	3	1985	2016
Missouri Western	4	1	1984	1989
Montana	1	0	1998	1998
Montana Tech	1	0	1988	1988
Montevallo (Ala.)	2	2	1984	1989
Mundelein	1	0	1988	1988
Murray State	0	1	1990	1990
Nat'l Coll. of Ed.	4	2	1986	1989
Nebraska-Kearney	2	0	1986	1987
Nebraska Wesleyan	0	1	1987	1987
New Hampshire	1	0	2000	2000
Niagara	2	0	2003	2013
N.C.-Greensboro	1	0	1997	1997
North Central (Ill.)	3	0	1982	1984
North Dakota	4	1	1980	2010
North Dakota St.	3	5	1982	2015
NE Illinois	21	8	1980	1997
Northern Colorado	2	0	2004	2006
Northern Illinois	10	12	1977	2015
Northern Iowa	2	6	1984	2005
Northern Michigan	3	3	1978	1988
Northern Kentucky	3	1	2015	2016
Northwestern	0	4	1978	2015
Northwestern (Iowa)	1	0	1988	1988
NW Missouri St.	2	2	1981	1987
Notre Dame	1	2	1983	2002
Oakland	4	6	2013	2016
Ohio State	0	1	2009	2009
Oklahoma	0	1	2013	2013
Oral Roberts	1	1	2006	2014
Oregon	0	1	2002	2002
Oregon State	0	1	2008	2008
Ouachita Baptist	1	0	1988	1988
Pacific	0	1	2012	2012

UNITED WE RISE

All-Time Series Records

	W	L	First	Last
Pennsylvania	1	0	1994	1994
Portland	1	1	1992	2000
Puget Sound	0	1	1987	1987
Purdue	2	1	1991	2003
Purdue-Calumet	3	0	1983	1988
Quincy	2	0	1982	1985
Radford	1	0	1991	1991
Robert Morris	1	0	2014	2014
Rock Valley	1	0	1976	1976
Sacramento State	1	1	2002	2003
Sacred Heart	1	0	2016	2016
Saginaw Valley	1	0	1987	1987
St. Ambrose	7	0	1984	1989
St. Catherine's (Minn.)	5	0	1984	1987
St. Cloud State	1	1	1984	1984
St. Francis (Ill.)	5	8	1978	1992
St. Francis (N.Y.)	1	0	2007	2007
St. Francis (Penn.)	0	1	1989	1989
St. Joseph's (Ind.)	1	1	1982	1988
St. Louis	3	3	1990	2010
St. Mary (Neb.)	3	1	1983	1989
St. Mary's (Calif.)	1	0	1997	1997
St. Mary's (Minn.)	1	0	1981	1981
St. Olaf	4	0	1981	1987
St. Teresa's	1	0	1981	1981
St. Thomas (Minn.)	1	0	1987	1987
St. Xavier	5	0	1986	1989
San Francisco	1	0	1997	1997
San Jose State	2	0	1997	2011
Schoolcraft	2	1	1984	1989
Simpson (IA)	1	0	1988	1988
SE Missouri State	4	1	1978	2012
SIU Edwardsville	2	0	2008	2010
Southern Illinois	0	1	1994	1994
SMU	0	1	2004	2004
South Dakota	3	0	1985	2009
South Dakota State	1	0	1989	1989
South Florida	0	2	2000	2002
So. Mississippi	2	0	1998	2011
So. Nazarene	1	0	1987	1987
Southwest St. (Minn.)	10	0	1983	1987
Southwestern (Tex.)	3	2	1983	1987

	W	L	First	Last
Stephen F. Austin	1	0	1999	1999
Syracuse	2	0	2002	2007
Temple	0	2	1994	2002
Tennessee	0	1	2016	2016
Tennessee Tech	1	0	2013	2013
Texas	0	1	1998	1998
Texas A&M	0	1	2015	2015
Texas Lutheran	1	0	1984	1984
Texas Tech	0	1	1998	1998
Texas Wesleyan	0	1	1985	1987
Toledo	3	1	1996	2010
Towson	0	1	2015	2015
Trinity Int'l (Ill.)	1	0	1977	1977
Tulsa	2	1	1991	2014
UAB	0	1	2009	2009
UIC	44	19	1983	2016
UMBC	0	1	1998	1998
UNLV	0	1	2002	2002
Upper Iowa	1	0	1982	1982
Utah State	0	1	1992	1992
Utah Valley	0	1	2015	2015
Virginia Tech	2	1	1991	2007
Valparaiso	23	18	1990	2016
Washburn	2	0	1985	1988
Washington	0	1	2004	2004
Washington State	0	1	1992	1992
Waynesburg	1	0	1982	1982
Wayne State	0	1	1981	1981
West Virginia	1	0	1995	1995
Western Illinois	4	6	1982	2016
Western Kentucky	0	4	1991	2014
Western Michigan	3	7	1981	2016
Western Oregon	1	0	1985	1985
Westmont	1	0	1987	1987
William & Mary	2	0	2003	2012
Winona State	12	1	1975	1989
Winthrop	1	1	1983	2006
Wright State	40	16	1980	2016
Wyoming	2	0	2000	2011
Xavier	1	1	1994	2016
Youngstown State	30	8	1992	2016

RESULTS VS. RANKED OPPONENTS

9/17/90 at Madison, Wis. #19 Wisconsin 3, UWM 0
9/1/92 at Chicago, Ill. #16 Illinois, 3, UWM 0
9/4/92 at Pullman, Wash. #22 Washington St. 3, UWM 0
9/10/94 at Madison, Wis. #25 Wisconsin 3, UWM 0
9/20/96 at Atlanta, Ga. #17 Georgia Tech 3, UWM 0
9/21/96 at Atlanta, Ga. #17 Georgia Tech 3, UWM 1
9/18/98 at Madison, Wis. #23 Louisville 3, UWM 1
9/19/98 at Madison, Wis. #7 Wisconsin 3, UWM 0
12/4/98 at Austin, Texas (NCAA) #12 Texas 3, UWM 0
9/1/99 at Milwaukee, Wis. UWM 3, #9 Wisconsin 1
9/18/99 at Madison, Wis. #13 Wisconsin 3, UWM 1
9/18/01 at Cedar Falls, Iowa #23 Northern Iowa 3, UWM 2
11/30/01 at Madison, Wis. (NCAA) #6 Wisconsin 3, UWM 0
8/30/02 at South Bend, Ind. #25 Notre Dame 3, UWM 0
10/22/02 at Milwaukee, Wis. #10 Northern Iowa 3, UWM 0
12/6/02 at Cedar Falls, Iowa (NCAA) #6 Northern Iowa 3, UWM 1
9/20/03 at Minneapolis, Minn. #22 Minnesota 3, UWM 0
9/4/04 at DeKalb, Ill. #7 Washington 3, UWM 0
9/9/06 at Milwaukee, Wis. #11 Wisconsin 3, UWM 0
8/24/07 at Madison, Wis. #14 Wisconsin 3, UWM 0
8/29/08 at Milwaukee, Wis. UWM 3, #18 Iowa State 2
12/5/08 at Champaign, Ill. #14 Illinois 3, UWM 0
8/28/09 at Ames, Iowa #13 Iowa State 3, UWM 0
8/29/09 at Ames, Iowa #13 Iowa State 3, UWM 0
12/3/09 at Champaign, Ill. (NCAA) #23 Dayton 3, UWM 2
9/3/10 at Ames, Iowa #12 Iowa State 3, UWM 0
12/2/11 at Ames, Iowa (NCAA) #14 Iowa State 3, UWM 0
9/14/13 at Madison, Wis. #25 Wisconsin 3, UWM 1
9/21/13 at Milwaukee, Wis. #4 Florida 3, UWM 0
12/6/13 at Madison, Wis. (NCAA) #13 Wisconsin 3, UWM 0
9/13/14 at Minneapolis, Minn. #19 Minnesota 3, UWM 0
9/20/14 at East Lansing, Mich. #25 Michigan State 3, UWM 0
9/11/15 at Iowa City, Iowa #25 Texas A&M 3, UWM 0

In-State Opponents

	W	L	First	Last
Cardinal Stritch	1	0	1978	1978
Carroll	15	7	1975	1986
Carthage	22	13	1973	1988
Concordia	2	1	1978	1986
Eau Claire	22	4	1973	1989
Green Bay	52	17	1980	2016
La Crosse	14	17	1973	1988
Lakeland	1	0	1987	1987
Marquette	44	32	1975	2016
Northland	1	0	1985	1985
Northwood	1	1	1984	1989

	W	L	First	Last
Oshkosh	31	17	1973	1988
Parkside	41	24	1975	1992
Platteville	12	3	1973	1984
River Falls	4	0	1973	1983
St. Norbert	5	0	1978	1988
Stevens Point	22	14	1973	1988
Stout	8	0	1973	1983
Superior	10	0	1975	1985
Viterbo	1	0	1988	1988
Whitewater	24	6	1973	1984
Wisconsin	6	23	1973	2013

UNITED WE RISE

NCAA DI All-Time Series Records

	W	L	First	Last		W	L	First	Last		W	L	First	Last
Akron	5	2	1990	2016	Green Bay	45	17	1990	2016	Pennsylvania	1	0	1994	1994
Alabama	1	1	2005	2006	Idaho	0	2	1992	1994	Portland	1	1	1992	2000
Alcorn State	1	0	2009	2009	Illinois	0	4	1992	2008	Purdue	2	1	1991	2003
Arizona State	0	1	2011	2011	Illinois State	3	3	1999	2008	Radford	1	0	1991	1991
Auburn	0	2	1990	1996	Incarinate Word	1	0	2014	2014	Robert Morris	1	0	2014	2014
Austin Peay	1	0	2000	2000	Indiana State	1	1	1994	1997	Sacramento State	1	1	2002	2003
Ball State	1	1	2000	2006	Iowa	0	5	1992	2015	Sacred Heart	1	0	2016	2016
Binghamton	1	0	2007	2007	Iowa State	2	8	1992	2015	St. Francis (Ill.)	1	2	1990	1992
Boise State	0	1	1992	1992	IPFW	2	1	2002	2011	St. Francis (N.Y.)	1	0	2007	2007
Boston College	2	0	1991	2000	IUPUI	3	0	1998	2004	St. Louis	3	3	1990	2010
Bowling Green	1	0	2013	2013	Jacksonville State	1	0	2005	2005	St. Mary's (Calif.)	1	0	1997	1997
Bradley	4	6	1990	2016	Kansas	0	1	2013	2013	San Francisco	1	0	1997	1997
Buffalo	1	1	1992	1996	Kent State	1	1	1992	1998	San Jose State	2	0	1997	2011
Butler	29	13	1990	2011	La Salle	3	0	1993	2003	SIU Edwardsville	2	0	2008	2010
Cal Poly	1	0	2002	2002	Liberty	1	0	1998	1998	SMU	0	1	2004	2004
Canisius	1	0	1993	1993	Lipscomb	0	1	2015	2015	South Dakota	1	0	2009	2009
Central Michigan	2	1	1993	2010	LIU-Brooklyn	1	0	2014	2014	South Florida	0	2	2000	2002
Charleston Southern	1	0	1991	1991	Louisiana State	0	1	2004	2004	SE Missouri State	2	1	1994	2012
Charlotte	2	0	2003	2005	Louisville	0	3	1998	2006	Southern Illinois	0	1	1994	1994
Chicago State	15	0	1990	2002	Loyola	27	22	1990	2012	Southern Mississippi	2	0	1998	2011
Cincinnati	2	5	1992	2007	Marquette	14	19	1990	2016	Stephen F. Austin	1	0	1999	1999
Cleveland State	43	15	1990	2016	Marshall	1	0	1999	1999	Syracuse	2	0	2002	2007
Coastal Carolina	1	0	1991	1991	Mercer	1	0	2006	2006	Temple	0	2	1994	2002
Coll. of Charleston	0	1	2004	2004	Miami (Fla.)	0	1	2004	2004	Tennessee	0	1	2016	2016
Colorado State	0	1	2003	2003	Miami (Ohio)	1	1	1991	2014	Tennessee Tech	1	0	2013	2013
Connecticut	1	1	2002	2008	Michigan St.	0	3	2000	2014	Texas	0	1	1998	1998
Cornell	0	1	1991	1991	Minnesota	0	3	1991	2014	Texas A&M	0	1	2015	2015
Creighton	1	0	1995	1995	Mississippi	1	2	1997	2009	Texas Tech	0	1	1998	1998
Dartmouth	0	1	2016	2016	Mississippi State	0	1	2005	2005	Toledo	3	1	1996	2010
Dayton	0	1	2009	2009	Missouri	2	1	1994	1997	Towson	0	1	2015	2015
Denver	1	0	2011	2011	Missouri State	0	3	2014	2016	Tulsa	2	1	1991	2014
DePaul	11	2	1990	2010	Montana	1	0	1998	1998	UAB	0	1	2009	2009
Drake	4	4	1990	2012	Murray State	0	1	1990	1990	UIC	40	15	1990	2016
Drexel	0	1	1994	1994	New Hampshire	1	0	2000	2000	UNLV	0	1	2002	2002
Duke	0	1	2012	2012	Niagara	2	0	2003	2013	UMBC	0	1	1998	1998
Duquesne	1	0	1999	1999	N.C.-Greensboro	1	0	1997	1997	UMKC	2	0	1995	2001
East Carolina	1	0	2012	2012	North Dakota	0	1	2010	2010	Utah State	0	1	1992	1992
Eastern Illinois	2	6	1990	2003	North Dakota St.	2	3	2004	2015	Utah Valley	0	1	2015	2015
Eastern Michigan	1	2	1990	2008	NE Illinois	12	6	1990	1997	Valparaiso	23	18	1990	2016
Eastern State	0	1	1992	1992	Northern Colorado	2	0	2004	2006	Virginia Tech	2	1	1991	2007
Evansville	2	0	1990	2000	Northern Illinois	6	9	1990	2015	Washington	0	1	2004	2004
Fairfield	1	0	2012	2012	Northern Iowa	0	7	1990	2005	Washington State	0	1	1992	1992
Florida	0	1	2013	2013	Northern Kentucky	3	1	2015	2016	West Virginia	1	0	1995	1995
Florida A&M	1	0	2008	2008	Northwestern	0	3	1994	2015	Western Illinois	2	5	1990	2016
Fordham	1	0	2007	2007	Notre Dame	0	2	1994	2002	Western Kentucky	0	4	1991	2014
Fresno State	0	1	1996	1996	Oakland	4	6	2013	2016	Western Michigan	3	6	1995	2016
Furman	2	0	2000	2015	Ohio State	0	1	2009	2009	William & Mary	2	0	2003	2012
Gardner-Webb	1	0	2007	2007	Oklahoma	0	1	2013	2013	Winthrop	0	1	2006	2006
George Mason	2	0	1998	2016	Oral Roberts	1	1	2006	2014	Wisconsin	1	11	1990	2013
Georgetown	1	0	2005	2005	Oregon	0	1	2002	2002	Wright State	39	14	1990	2016
George Washington	1	0	2005	2005	Oregon State	0	1	2008	2008	Wyoming	2	0	2000	2011
Georgia State	1	0	1996	1996	Pacific	0	1	2012	2012	Xavier	1	1	1994	2016
Georgia Tech	1	2	1996	1997	Parkside	2	3	1990	1992	Youngstown State	30	8	1992	2016

UNITED WE ROAR

Year-by-Year Results (1990-Present)

2016 (15-13 Overall; 9-7 Horizon)

Head Coach: Susie Johnson

8/26-27 PANTHER INVITATIONAL		
8/26	BRADLEY	W, 3-2
8/26	AKRON	W, 3-0
8/27	WESTERN ILLINOIS	W, 3-0
9/2-3 Hampton Inn Shelton Invitational		
9/2	vs. Dartmouth	L, 3-0
9/3	at Sacred Heart	W, 3-2
9/3	vs. George Mason	W, 3-0
9/9-10 Holiday Inn West Invitational		
9/9	vs. Xavier	L, 3-1
9/9	vs. Tennessee	L, 3-1
9/10	at Western Michigan	W, 3-2
9/16-17 Marquette Invitational		
9/16	vs. Missouri State	L, 3-0
9/17	at Marquette	L, 3-0
9/23	NORTHERN KENTUCKY*	W, 3-2
9/24	WRIGHT STATE*	W, 3-0
10/1	UIC*	W, 3-0
10/2	GREEN BAY*	L, 3-2
10/7	at Cleveland State*	L, 3-2
10/8	at Youngstown State*	W, 3-1
10/14	at Oakland*	L, 3-2
10/15	at Valparaiso*	W, 3-1
10/21	YOUNGSTOWN STATE*	W, 3-0
10/22	CLEVELAND STATE*	L, 3-2
10/28	at UIC*	L, 3-1
10/30	at Green Bay*	L, 3-0
11/4	at Wright State*	W, 3-1
11/5	at Northern Kentucky*	L, 3-0
11/11	OAKLAND*	W, 3-0
11/12	VALPARAISO*	W, 3-0
11/18	&-vs. Oakland	L, 3-2

* - Horizon League match

& - League Tourney at Cleveland, Ohio

2015 (9-21 Overall; 7-9 Horizon)

Head Coach: Susie Johnson

8/28-29 PANTHER INVITATIONAL		
8/28	WESTERN MICHIGAN	W, 3-1
8/29	FURMAN	W, 3-2
8/29	MISSOURI STATE	L, 3-1
8/31	at Northern Illinois	L, 3-1
9/4-5 Baymont Inn & Suites Classic		
9/4	vs. Utah Valley	L, 3-0
9/5	vs. Towson	L, 3-1
9/5	at North Dakota State	L, 3-2
9/11-12 Comfort Suites Challenge		
9/11	at Iowa	L, 3-0
9/11	vs. No. 25 Texas A&M	L, 3-1
9/12	vs. Iowa State	L, 3-0
9/19-20 Wildcat Challenge		
9/19	vs. Lipscomb	L, 3-1
9/20	at Northwestern	L, 3-0
9/24	at Oakland*	W, 3-2
9/25	at Youngstown State*	L, 3-0
9/26	at Cleveland State*	L, 3-0
10/2	WRIGHT STATE*	W, 3-2
10/3	N. KENTUCKY*	W, 3-0
10/9	at Valparaiso*	L, 3-0
10/10	at UIC*	L, 3-2
10/16	at Green Bay*	L, 3-0
10/20	OAKLAND*	L, 3-0
10/21	YOUNGSTOWN STATE*	W, 3-2
10/24	CLEVELAND STATE*	L, 3-2
10/26	at Marquette*	L, 3-0
10/30	at Northern Kentucky*	W, 3-2
10/31	at Wright State*	L, 3-0
11/6	UIC*	W, 3-2
11/7	VALPARAISO*	W, 3-1
11/14	GREEN BAY*	L, 3-0
11/20	&-vs. Valparaiso	L, 3-2

* - Horizon League match

& - League Tourney at Cleveland, Ohio

2014 (17-14 Overall; 10-4 Horizon)

Head Coach: Susie Johnson

8/29-30 PANTHER INVITATIONAL		
8/29	ROBERT MORRIS	W, 3-0
8/29	N. DAKOTA STATE	W, 3-0
8/30	MIAMI (OHIO)	W, 3-2
9/5-6 at Wynn Invitational		
9/5	vs. Oral Roberts	L, 3-0
9/5	vs. Incarnate Word	W, 3-0
9/6	vs. Western Kentucky	L, 3-1
9/6	at Missouri State	L, 3-0
9/12-13 Diet Coke Classic		
9/12	vs. Iowa State	L, 3-0
9/12	at #19 Minnesota	L, 3-1
9/13	vs. Tulsa	L, 3-0
9/26	UIC*	W, 3-1
9/27	VALPARAISO*	W, 3-2
10/3	GREEN BAY*	W, 3-1
10/10	at Cleveland State*	W, 3-0
10/11	at Youngstown State*	L, 3-0
10/14	WESTERN MICHIGAN	W, 3-1
10/17	WRIGHT STATE*	W, 3-1
10/18	OAKLAND*	L, 3-1
10/24	at Valparaiso*	W, 3-1
10/25	at UIC*	W, 3-0
10/31	at Green Bay*	W, 3-0
11/4	MARQUETTE	L, 3-0
11/7	YOUNGSTOWN STATE*	W, 3-1
11/8	CLEVELAND STATE*	L, 3-1
11/14	at Oakland*	L, 3-2
11/15	at Wright State*	W, 3-0
11/22	&-vs. Valparaiso	W, 3-0
11/23	&-at Oakland	L, 3-1

* - Horizon League match

& - League Tourney at Rochester, Mich.

2013 (18-11 Overall; 12-2 Horizon)

Head Coach: Susie Johnson

Horizon League Regular-Season Champs

Horizon League Tournament Champs

NCAA Tournament

8/30-31 at Western Michigan Tournament		
8/30	vs. Oklahoma	L, 3-0
8/31	at Western Michigan	L, 3-2
8/31	vs. Northwestern	L, 3-2
9/6-7 at Akron Invite		
9/6	vs. Niagara	W, 3-0
9/6	vs. Tennessee Tech	W, 3-1
9/7	at Akron	W, 3-1
9/13-14 at InnTowner Invitational		
9/13	vs. Kansas	L, 3-0
9/13	vs. Bowling Green	W, 3-0
9/14	at #25 Wisconsin	L, 3-1
9/17	IOWA	L, 3-2
9/21-22 at Marquette Tournament		
9/21	vs. Florida	L, 3-0
9/22	at Marquette	L, 3-0
9/27	OAKLAND*	W, 3-1
9/28	WRIGHT STATE*	W, 3-0
10/4	at UIC*	W, 3-0
10/5	at Valparaiso*	W, 3-0
10/11	GREEN BAY*	W, 3-1
10/18	CLEVELAND STATE*	W, 3-0
10/19	YOUNGSTOWN STATE*	W, 3-0
10/25	at Wright State*	W, 3-0
10/26	at Oakland*	W, 3-0
11/1	VALPARAISO*	L, 3-1
11/2	UIC*	W, 3-0
11/9	at Green Bay*	W, 3-1
11/15	at Youngstown State*	W, 3-2

11/16	at Cleveland State*	L, 3-2
11/19	&-CLEVELAND STATE	W, 3-1
11/20	&-VALPARAISO	W, 3-1
12/2	\$-at Wisconsin	L, 3-0

* - Horizon League match

& - League Tourney at Milwaukee, Wis.

\$ - NCAA Tourney at Madison, Wis.

2012 (9-19 Overall; 4-10 Horizon)

Head Coach: Susie Johnson

8/24-25 at Duke Tournament		
8/24	vs. Fairfield	W, 3-1
8/25	vs. William & Mary	W, 3-1
8/25	at Duke	L, 3-0
8/31-9/1 PANTHER INVITATIONAL		
8/31	BRADLEY	L, 3-2
8/31	WESTERN MICHIGAN	L, 3-2
9/1	Southeast Missouri State	W, 3-0
9/1	EAST CAROLINA	W, 3-0
9/7-8 InnTowner Invitational		
9/7	vs. North Dakota State	L, 3-2
9/8	vs. Drake	W, 3-0
9/8	at Wisconsin	L, 3-0
9/14-15 Marquette Tournament		
9/14	vs. Iowa	L, 3-2
9/15	vs. Pacific	L, 3-1
9/15	at Marquette	L, 3-1
9/21	YOUNGSTOWN STATE*	W, 3-1
9/22	CLEVELAND STATE*	L, 3-0
9/28	GREEN BAY*	W, 3-2
10/5	at Loyola*	L, 3-2
10/6	at UIC*	L, 3-2
10/12	WRIGHT STATE*	W, 3-1
10/13	VALPARAISO*	L, 3-2
10/19	at Cleveland State*	L, 3-0
10/20	at Youngstown State*	L, 3-1
10/26	at Green Bay*	L, 3-1
10/30	MARQUETTE	L, 3-0
11/2	UIC*	L, 3-1
11/3	LOYOLA*	L, 3-1
11/10	at Wright State*	W, 3-2
11/11	at Valparaiso*	L, 3-0

* - Horizon League match

2011 (25-5 Overall; 16-0 Horizon)

Head Coach: Susie Johnson

Horizon League Regular-Season Champs

Horizon League Tournament Champs

NCAA Tournament

8/26-27 at Arizona State Tournament		
8/26	vs. San Jose State	W, 3-1
8/27	at Arizona State	L, 3-1
8/27	vs. Denver	W, 3-2
9/2-3 at Drake Tournament		
9/2	vs. Wyoming	W, 3-1
9/3	vs. IPFW	W, 3-1
9/3	at Drake	W, 3-1
9/6	NORTHERN ILLINOIS	L, 3-0
9/9-10 MILWAUKEE INVITATIONAL		
9/9	AKRON	W, 3-1
9/9	SOUTHERN MISSISSIPPI	W, 3-1
9/10	MARQUETTE	L, 3-0
9/13	at Western Michigan	L, 3-0
9/16	GREEN BAY*	W, 3-1
9/17	LOYOLA*	W, 3-0
9/23	BUTLER*	W, 3-0
9/24	WRIGHT STATE*	W, 3-0
9/30	at Cleveland State*	W, 3-0
10/1	at Youngstown State*	W, 3-0
10/4	UIC*	W, 3-0
10/5	VALPARAISO*	W, 3-2
10/14	at Loyola*	W, 3-1
10/15	at Green Bay*	W, 3-2

UNITED WE RISE

Year-by-Year Results (1990-Present)

10/21	at Wright State*	W, 3-0
10/22	at Butler*	W, 3-0
10/28	YOUNGSTOWN STATE*	W, 3-0
10/29	CLEVELAND STATE*	W, 3-1
11/11	at Valparaiso*	W, 3-1
11/12	at UIC*	W, 3-1
11/19	&-VALPARAISO	W, 3-0
11/20	&-CLEVELAND STATE	W, 3-0
12/2	\$-at Iowa State	L, 3-0

* - Horizon League match

& - League Tourney at Milwaukee, Wis.

\$ - NCAA Tourney at Ames, Iowa

2010 (20-9 Overall; 15-1 Horizon)

Head Coach: Susie Johnson

Horizon League Regular-Season Champs

8/27-28 at IPFW Tournament

8/27	vs. Saint Louis	W, 3-2
8/28	vs. Tulsa	W, 3-2
8/28	at IPFW	L, 3-1
9/2	%-vs. North Dakota	L, 3-2
9/3	^-vs. North Dakota State	L, 3-2
9/3	at Iowa State	L, 3-0

9/10-11 MILWAUKEE INVITATIONAL

9/10	CENTRAL MICHIGAN	L, 3-0
9/10	WISCONSIN	L, 3-1
9/11	TOLEDO	W, 3-0
9/11	at Marquette	L, 3-0
9/18	at Green Bay*	W, 3-0
9/24	at Cleveland State*	W, 3-2
9/25	at Youngstown State*	W, 3-0
10/1	VALPARAISO*	W, 3-2
10/2	LOYOLA*	W, 3-1
10/5	at UIC*	W, 3-1
10/9	BUTLER*	L, 3-2
10/10	WRIGHT STATE*	W, 3-0
10/15	GREEN BAY*	W, 3-2
10/16	SIU EDWARDSVILLE	W, 3-0
10/22	YOUNGSTOWN STATE*	W, 3-0
10/23	CLEVELAND STATE*	W, 3-1
10/26	DEPAUL	W, 3-0
10/29	at Loyola*	W, 3-0
10/30	at Valparaiso*	W, 3-1
11/5	at Wright State*	W, 3-0
11/6	at Butler*	W, 3-1
11/13	UIC*	W, 3-0
11/20	&-VALPARAISO	L, 3-0

* - Horizon League match

% - at Des Moines, Iowa

^- at Ames, Iowa

& - League Tourney at Milwaukee, Wis.

2009 (16-15 Overall; 10-6 Horizon)

Head Coach: Susie Johnson

Horizon League Tournament Champs

NCAA Tournament

8/28	at Iowa State	L, 3-0
8/29	at Iowa State	L, 3-0
9/4-5	at Magnolia Classic	
9/4	vs. Akron	L, 3-2
9/4	at Ole Miss	L, 3-2
9/5	vs. Alcorn State	W, 3-0
9/5	vs. UAB	L, 3-2

9/11-12 PANTHER INVITATIONAL

9/11	SOUTH DAKOTA	W, 3-0
9/11	WESTERN MICHIGAN	L, 3-1
9/12	MARQUETTE	L, 3-1
9/12	OHIO STATE	L, 3-0
9/15	at Northern Illinois	W, 3-2
9/18	at Loyola*	W, 3-1
9/19	at UIC*	L, 3-0
9/25	at Green Bay*	W, 3-1
10/2	YOUNGSTOWN STATE*	L, 3-0

10/6	at Butler*	L, 3-0
10/7	at Valparaiso*	L, 3-2
10/10	at Cleveland State*	L, 3-0
10/11	at Wright State*	L, 3-1
10/16	UIC*	W, 3-2
10/17	LOYOLA*	W, 3-1
10/23	GREEN BAY*	W, 3-1
10/31	at Youngstown State*	W, 3-1
11/6	WRIGHT STATE*	W, 3-0
11/7	CLEVELAND STATE*	W, 3-1
11/13	VALPARAISO*	W, 3-1
11/14	BUTLER*	W, 3-1
11/20	&-vs. Green Bay	W, 3-2
11/21	&-vs. Valparaiso	W, 3-0
11/22	&-at Cleveland State	W, 3-1
12/3	\$-vs. Dayton	L, 3-2

* - Horizon League match

& - League Tourney at Cleveland, Ohio

\$ - NCAA Tourney at Champaign, Ill.

2008 (23-9 Overall; 13-3 Horizon)

Head Coach: Susie Johnson

Horizon League Regular Season Champs

Horizon League Tournament Champs

NCAA Tournament

8/29-30 PANTHER INVITATIONAL

8/29	Mississippi	L, 3-2
8/29	Iowa State	W, 3-2
8/30	Illinois State	L, 3-0
9/5-6	at Wingate by Wyndham Invitational	
9/5	at Bradley	W, 3-1
9/5	vs. Eastern Michigan	W, 3-1
9/6	vs. SIU Edwardsville	W, 3-2
9/11-12	at MSU Showcase	
9/11	vs. Florida A&M	W, 3-0
9/12	at Michigan State	L, 3-0
9/12	vs. Connecticut	W, 3-2
9/16	NORTHERN ILLINOIS	W, 3-1
9/19	at Wright State*	W, 3-1
9/21	vs. Oregon State	L, 3-1
9/26	BUTLER*	W, 3-1
9/27	VALPARAISO*	W, 3-1
10/3	at Green Bay*	L, 3-2
10/7	LOYOLA*	W, 3-1
10/8	UIC*	W, 3-2
10/11	at Youngstown State*	W, 3-0
10/12	at Cleveland State*	W, 3-1
10/18	WRIGHT STATE*	W, 3-0
10/20	at Marquette	L, 3-2
10/24	at Valparaiso*	L, 3-1
10/25	at Butler*	L, 3-1
10/31	GREEN BAY*	W, 3-0
11/7	CLEVELAND STATE*	W, 3-0
11/8	YOUNGSTOWN STATE*	W, 3-1
11/14	at UIC*	W, 3-0
11/15	at Loyola*	W, 3-2
11/21	&-vs. UIC	W, 3-0
11/22	&-vs. Butler	W, 3-2
11/23	&-at Cleveland State	W, 3-2
12/5	\$-at Illinois	L, 3-0

* - Horizon League match

& - League Tourney at Cleveland, Ohio

\$ - NCAA Tourney at Champaign, Ill.

2007 (26-3 Overall; 15-1 Horizon)

Head Coach: Susie Johnson

Horizon League Regular-Season Champs

8/24-25 at InnTowner Invitational

8/24	at Wisconsin	L, 3-0
8/25	vs. Syracuse	W, 3-2
8/25	vs. Gardner-Webb	W, 3-0
8/31-9/1	at Western New York Invitational	
8/31	vs. St. Francis (N.Y.)	W, 3-0

9/1	vs. Fordham	W, 3-1
9/1	vs. Binghamton	W, 3-0
9/7-8	PANTHER INVITATIONAL	
9/7	VIRGINIA TECH	W, 3-1
9/7	CINCINNATI	W, 3-2
9/8	BRADLEY	W, 3-0
9/14	at UIC*	W, 3-0
9/15	at Loyola*	W, 3-0
9/18	at Northern Illinois	W, 3-2
9/21	BUTLER*	W, 3-0
9/22	WRIGHT STATE*	W, 3-0
9/28	at Youngstown State*	W, 3-1
9/29	at Cleveland State*	L, 3-2
10/2	GREEN BAY*	W, 3-0
10/7	VALPARAISO*	W, 3-1
10/12	LOYOLA*	W, 3-0
10/13	UIC*	W, 3-1
10/17	MARQUETTE	W, 3-1
10/19	CLEVELAND STATE*	W, 3-2
10/20	YOUNGSTOWN STATE*	W, 3-1
10/26	at Valparaiso*	W, 3-2
11/2	at Green Bay*	W, 3-2
11/9	at Wright State*	W, 3-1
11/10	at Butler*	W, 3-0
11/16	#-LOYOLA	W, 3-2
11/17	#-VALPARAISO	L, 3-1

* - Horizon League match

- League Tourney at Milwaukee, Wis.

2006 (24-6 Overall; 13-1 Horizon)

Head Coach: Kathy Litzau

Horizon League Regular-Season Champs

Horizon League Tournament Champs

NCAA Tournament

8/25-26 at State Farm Illini Classic

8/25	vs. Winthrop	L, 3-2
8/26	vs. Illinois State	W, 3-0
8/26	at Illinois	L, 3-0
9/1-2	at Bama Bash	
9/1	vs. Ball State	W, 3-0
9/1	vs. Mercer	W, 3-0
9/2	at Alabama	W, 3-0
9/8-9	PANTHER INVITATIONAL	
9/8	WINDSOR (EX)	W, 3-0
9/8	CENTRAL MICHIGAN	W, 3-0
9/9	N. COLORADO	W, 3-0
9/9	WISCONSIN	L, 3-0
9/15	at Louisville	L, 3-0
9/22	YOUNGSTOWN STATE*	W, 3-1
9/23	CLEVELAND STATE*	W, 3-0
9/29	GREEN BAY*	W, 3-0
10/6	at Loyola*	L, 3-1
10/7	at UIC*	W, 3-1
10/10	at Marquette	W, 3-0
10/13	WRIGHT STATE*	W, 3-1
10/14	#-BUTLER*	W, 3-0
10/18	ORAL ROBERTS	W, 3-0
10/20	at Cleveland State*	W, 3-1
10/21	at Youngstown State*	W, 3-0
10/27	at Green Bay*	W, 3-0
11/3	UIC*	W, 3-2
11/4	LOYOLA*	W, 3-0
11/10	at Butler*	W, 3-0
11/11	at Wright State*	W, 3-0
11/17	&-vs. Youngstown State	W, 3-0
11/18	&-vs. Green Bay	W, 3-1
11/19	&-vs. UIC	W, 3-0
12/1	\$-vs. Iowa State	L, 3-0

* - Horizon League match

- Match played at U.S. Cellular Arena

& - League Tourney at Dayton, Ohio

\$ - NCAA First Round at Madison, Wis.

Year-by-Year Results (1990-Present)

2005 (20-9 Overall; 12-2 Horizon)

Head Coach: Kathy Litzau

Horizon League Regular-Season Champs

8/26-27 at Holiday Inn-Hawkeye Challenge

8/26	vs. Drake	W, 3-0
8/27	at Iowa	L, 3-2
9/1	at Charlotte	W, 3-1
9/2-3	at Hokie Fall Invitational	
9/2	vs. Mississippi State	L, 3-1
9/3	at Virginia Tech	W, 3-0
9/3	vs. Georgetown	W, 3-1
9/9-10	PANTHER INVITATIONAL	
9/9	NORTHERN IOWA	L, 3-2
9/10	TOLEDO	W, 3-1
9/10	ALABAMA	L, 3-0
9/15-16	at Bearcat Invitational	
9/15	vs. George Washington	W, 3-2
9/16	vs. Jacksonville State	W, 3-1
9/16	at Cincinnati	L, 3-2
9/23	at UIC*	L, 3-1
9/24	at Loyola*	L, 3-0
9/30	WRIGHT STATE*	W, 3-1
10/1	BUTLER*	W, 3-0
10/7	CLEVELAND STATE*	W, 3-0
10/8	YOUNGSTOWN STATE*	W, 3-2
10/12	at DePaul	W, 3-0
10/14	#-GREEN BAY*	W, 3-0
10/21	LOYOLA*	W, 3-1
10/22	UIC*	W, 3-1
10/28	at Butler*	W, 3-0
10/29	at Wright State*	W, 3-0
11/1	MARQUETTE	L, 3-1
11/4	at Youngstown State*	W, 3-0
11/5	at Cleveland State*	W, 3-0
11/11	at Green Bay*	W, 3-0
11/19	&-vs. Loyola	L, 3-1

* - Horizon League match

- Match played at U.S. Cellular Arena

& - League Tourney at Chicago, Ill. (UIC)

2004 (19-8 Overall; 13-1 Horizon)

Head Coach: Kathy Litzau

Horizon League Regular-Season Champs

9/2 NORTH DAKOTA STATE W, 3-0

9/3-4 at Comfort Inn Classic

9/3	at Northern Illinois	W, 3-1
9/4	vs. Washington	L, 3-0
9/10-11	PANTHER INVITATIONAL	
9/10	SAINT LOUIS	W, 3-0
9/11	IUPUI	W, 3-1
9/11	COLL. OF CHARLESTON	L, 3-0
9/17-18	at Hurricane Ivan Classic	
9/17	at Southern Methodist	L, 3-1
9/17	vs. Louisiana State	L, 3-0
9/18	vs. Miami (Fla.)	L, 3-0
9/21	at Marquette	L, 3-0
9/24	at Green Bay*	W, 3-1
10/1	UIC*	W, 3-0
10/2	LOYOLA*	W, 3-1
10/8	at Wright State*	W, 3-1
10/9	at Butler*	L, 3-2
10/15	at Cleveland State*	W, 3-1
10/16	at Youngstown State*	W, 3-0
10/22	GREEN BAY*	W, 3-0
10/23	N. COLORADO	W, 3-2
10/26	DEPAUL	W, 3-0
10/29	at Loyola*	W, 3-2
10/30	at UIC*	W, 3-1
11/5	BUTLER*	W, 3-1
11/6	WRIGHT STATE*	W, 3-0
11/12	YOUNGSTOWN STATE*	W, 3-0
11/13	CLEVELAND STATE*	W, 3-1
11/20	&-vs. Cleveland State	L, 3-2

* - Horizon League match

& - League Tourney at Youngstown, Ohio

2003 (25-5 Overall; 13-1 Horizon)

Head Coach: Kathy Litzau

Horizon League Regular-Season Champs

8/29-30 at Billiken Invitational

8/29	vs. William & Mary	W, 3-0
8/30	at Saint Louis	W, 3-0
8/30	vs. Purdue	W, 3-0
9/5-6	at Westgate Rocket Classic	
9/5	vs. Niagara	W, 3-0
9/5	vs. La Salle	W, 3-0
9/6	at Toledo	W, 3-1
9/9	at DePaul	W, 3-2
9/12-13	PANTHER INVITATIONAL	
9/12	ILLINOIS STATE	L, 3-2
9/13	EASTERN ILLINOIS	W, 3-0
9/13	SACRAMENTO STATE	W, 3-2
9/19-20	at Gopher Invitational	
9/19	vs. Charlotte	W, 3-0
9/20	vs. Colorado State	L, 3-1
9/20	at Minnesota	L, 3-0
9/24	MARQUETTE	W, 3-2
9/26	CLEVELAND STATE*	W, 3-1
9/27	YOUNGSTOWN STATE*	W, 3-1
10/3	GREEN BAY*	W, 3-1
10/10	at UIC*	W, 3-1
10/11	at Loyola*	W, 3-1
10/17	WRIGHT STATE*	W, 3-0
10/18	BUTLER*	W, 3-0
10/24	at Youngstown State*	W, 3-0
10/25	at Cleveland State*	W, 3-2
10/31	at Green Bay*	W, 3-2
11/7	LOYOLA*	L, 3-2
11/8	UIC*	W, 3-0
11/14	at Butler*	W, 3-2
11/15	at Wright State*	W, 3-1
11/22	&-at Butler	W, 3-1
11/23	&-vs. Green Bay	L, 3-2

* - Horizon League match

& - League Tourney at Indianapolis, Ind.

2002 (20-14 Overall; 11-3 Horizon)

Head Coach: Kathy Litzau

Horizon League Tournament Champs

NCAA Tournament

8/30-9/1 at Shamrock Invitational

8/30	at Notre Dame	L, 3-0
8/31	vs. Cal-Poly	W, 3-0
9/1	vs. Cincinnati	L, 3-0
9/6-7	at IKON Husky Classic	
9/6	vs. Sacramento State	L, 3-0
9/7	at UCONN	L, 3-0
9/7	vs. Temple	L, 3-0
9/13-14	at Blue Demon Invitational	
9/13	vs. Oregon	L, 3-1
9/14	vs. UNLV	L, 3-1
9/14	at DePaul	W, 3-0
9/20-21	at Radisson Invitational	
9/20	at Western Michigan	L, 3-2
9/21	vs. South Florida	L, 3-0
9/21	vs. Syracuse	W, 3-0
9/24	CHICAGO STATE	W, 3-0
9/27	at Wright State*	L, 3-0
9/28	at Butler*	W, 3-0
10/1	DEPAUL	W, 3-0
10/4	YOUNGSTOWN STATE*	W, 3-1
10/5	CLEVELAND STATE*	W, 3-0
10/9	at Green Bay*	W, 3-2
10/18	at Loyola*	W, 3-1
10/19	at UIC*	W, 3-0
10/22	NORTHERN IOWA	L, 3-0

10/25	BUTLER*	W, 3-1
10/26	WRIGHT STATE*	W, 3-0
11/1	at Cleveland State*	W, 3-1
11/2	at Youngstown State*	W, 3-0
11/8	GREEN BAY*	L, 3-1
11/9	IPFW	W, 3-0
11/15	UIC*	W, 3-1
11/16	LOYOLA*	L, 3-2
11/22	&-vs. Cleveland St.	W, 3-0
11/23	&-vs. Wright St.	W, 3-2
11/24	&-vs. Loyola	W, 3-2
12/6	#-at Northern Iowa	L, 3-1

* - Horizon League match

& - League Tourney at Green Bay, Wis.

- NCAA First Round at Cedar Falls, Iowa

2001 (20-8 Overall; 12-2 Horizon)

Head Coach: Kathy Litzau

Horizon League Tournament Champs

NCAA Tournament

8/30-9/1 at Illinois State Tournament

8/30	vs. UMKC	W, 3-0
9/1	vs. Louisville	L, 3-0
9/1	at Illinois State	L, 3-2
9/7-8	PANTHER INVITATIONAL	
9/7	SEMO	W, 3-0
9/8	DRAKE	W, 3-1
9/8	DEPAUL	L, 3-0
9/18	at Northern Iowa	L, 3-2
9/21	at UIC*	W, 3-2
9/22	at Loyola*	L, 3-1
9/25	MARQUETTE	W, 3-1
9/28	WRIGHT STATE*	W, 3-1
9/29	BUTLER*	W, 3-0
10/5	at Youngstown State*	W, 3-0
10/6	at Cleveland State*	W, 3-1
10/12	GREEN BAY*	W, 3-0
10/19	LOYOLA*	W, 3-2
10/20	UIC*	W, 3-0
10/26	at Butler*	W, 3-1
10/27	at Wright State*	L, 3-0
10/30	at Valparaiso	W, 3-0
11/2	CLEVELAND STATE*	W, 3-0
11/3	YOUNGSTOWN STATE* W, 3-1	
11/9	at Green Bay*	W, 3-1
11/11	at Cincinnati	L, 3-0
11/16	&-CLEVELAND STATE	W, 3-0
11/17	&-GREEN BAY	W, 3-0
11/18	&-LOYOLA	W, 3-0
12/1	#-at Wisconsin	L, 3-0

* - Horizon League match

& - League Tourney at Milwaukee, Wis.

- NCAA First Round at Madison, Wis.

2000 (23-5 Overall; 11-1 MCC)

Head Coach: Kathy Litzau

MCC Regular-Season Champs

NCAA Tournament

9/1-2 at South Florida Tournament

9/1	vs. Boston College	W, 3-2
9/1	vs. Furman	W, 3-0
9/2	at South Florida	L, 3-0
9/8-9	PANTHER INVITATIONAL	
9/8	WYOMING	W, 3-0
9/9	PORTLAND	W, 3-1
9/9	AUSTIN PEAY	W, 3-1
9/12	at Marquette	W, 3-2
9/15-16	at State Farm Illini Classic	
9/15	vs. Ball State	L, 3-1
9/16	vs. New Hampshire	W, 3-0
9/22	at Green Bay*	W, 3-0
9/26	ILLINOIS STATE	W, 3-0
9/29	at Loyola*	L, 3-0

UNITED WE RISE

Year-by-Year Results (1990-Present)

9/30	at UIC*	W, 3-0
10/6	BUTLER*	W, 3-0
10/7	WRIGHT STATE*	W, 3-1
10/13	at Cleveland State*	W, 3-0
10/18	at DePaul	W, 3-1
10/20	GREEN BAY*	W, 3-0
10/21	CINCINNATI	W, 3-2
10/27	UIC*	W, 3-0
10/28	LOYOLA*	W, 3-1
10/31	VALPARAISO	W, 3-0
11/3	at Wright State*	W, 3-2
11/4	at Butler*	W, 3-2
11/11	CLEVELAND STATE*	W, 3-0
11/18	&-at Cleveland State	W, 3-0
11/18	&-vs. Butler	L, 3-2
12/2	#-vs. Michigan State	L, 3-1
* - MCC match		
& - MCC Tourney at Cleveland, Ohio		
# - NCAA First Round at Los Angeles, Calif.		

1999 (25-4 Overall; 11-1 MCC)

Head Coach: Kathy Litzau

MCC Regular-Season Champs

NCAA Tournament

9/1	WISCONSIN	W, 3-1
9/3-4	at Purdue Tournament	
9/3	vs. Marquette	W, 3-0
9/4	vs. Stephen F. Austin	W, 3-0
9/4	at Purdue	W, 3-1
9/10-11	PANTHER INVITATIONAL	
9/10	DUQUESNE	W, 3-1
9/10	MARSHALL	W, 3-0
9/11	IUPUI	W, 3-0
9/11	EASTERN ILLINOIS	W, 3-1
9/17	at Wisconsin Tournament	
9/17	vs. Green Bay	W, 3-0
9/18	at Wisconsin	L, 3-1
9/18	vs. Marquette	W, 3-0
9/21	at Illinois State	W, 3-1
9/24	CLEVELAND STATE*	W, 3-0
9/29	at Green Bay*	W, 3-0
10/8	at UIC*	W, 3-0
10/9	at Loyola*	W, 3-1
10/15	WRIGHT STATE*	W, 3-0
10/16	BUTLER*	W, 3-2
10/22	at Akron	W, 3-2
10/23	at Cleveland State*	W, 3-0
10/30	GREEN BAY*	W, 3-0
11/3	DEPAUL	W, 3-0
11/5	LOYOLA*	L, 3-1
11/6	UIC*	W, 3-0
11/12	at Butler*	W, 3-0
11/13	at Wright State*	W, 3-1
11/20	&-vs. Butler	W, 3-1
11/21	&-at Loyola	L, 3-2
12/4	#-vs. Illinois	L, 3-1
* - MCC match		
& - MCC Tourney at Chicago, Ill. (Loyola)		
# - NCAA First Round at Gainesville, Fla.		

1998 (25-6 Overall; 11-1 MCC)

Head Coach: Kathy Litzau

MCC Regular Season Champs

MCC Tournament Champs

NCAA Tournament

9/4-5	at George Mason Tournament	
9/4	vs. UMBC	L, 3-2
9/4	at George Mason	W, 3-0
9/5	vs. Texas Tech	L, 3-0
9/5	vs. Liberty	W, 3-2
9/8	MARQUETTE	W, 3-1
9/11-12	at Iowa State Tournament	
9/11	vs. Montana	W, 3-2

9/11	vs. Chicago State	W, 3-0
9/12	vs. IUPUI	W, 3-1
9/12	vs. Iowa State	W, 3-0
9/18-19	at Wisconsin Tournament	
9/18	vs. Louisville	L, 3-1
9/19	vs. Wisconsin	L, 3-0
9/19	vs. Loyola	W, 3-2
9/25	at Butler*	W, 3-1
9/26	at Wright State*	W, 3-0
9/29	VALPARAISO	W, 3-0
10/3	CLEVELAND STATE*	W, 3-2
10/8	SO. MISSISSIPPI	W, 3-1
10/9	UIC*	W, 3-1
10/10	LOYOLA*	W, 3-1
10/13	at DePaul	W, 3-2
10/16	at UW-Green Bay*	W, 3-0
10/23	at Cleveland State*	W, 3-2
10/24	at Kent	W, 3-1
10/30	at Loyola*	L, 3-1
10/31	at UIC*	W, 3-1
11/6	GREEN BAY*	W, 3-0
11/13	WRIGHT STATE*	W, 3-0
11/14	BUTLER*	W, 3-1
11/21	&-vs. Wright State	W, 3-2
11/22	&-vs. Loyola	W, 3-2
12/4	#-at Texas	L, 3-0
* - MCC match		
& - MCC Tourney at Dayton, Ohio		
# - NCAA First Round at Austin, Texas		

1997 (25-5 Overall; 11-1 MCC)

Head Coach: Kathy Litzau

MCC Regular-Season Champs

8/29-30 PANTHER INVITATIONAL

8/29	CHICAGO STATE	W, 3-0
8/29	INDIANA STATE	W, 3-2
8/30	MISSOURI	W, 3-0
8/30	UNC GREENSBORO	W, 3-0
9/2	at Marquette	L, 3-2
9/5-6	at Power Bar Invitational	
9/5	vs. Fresno State	L, 3-1
9/5	at San Francisco	W, 3-0
9/6	at St. Mary's (Calif.)	W, 3-0
9/6	vs. San Jose State	W, 3-0
9/12-13	at Minnesota Tournament	
9/12	at Minnesota	L, 3-0
9/13	vs. Mississippi	W, 3-2
9/14	GEORGIA TECH	W, 3-0
9/19	DEPAUL	W, 3-0
9/27	CLEVELAND STATE*	W, 3-0
10/3	at Butler*	L, 3-0
10/4	at Wright State*	W, 3-2
10/7	at Valparaiso	W, 3-0
10/10	GREEN BAY*	W, 3-0
10/14	at NE Illinois	W, 3-0
10/17	LOYOLA*	W, 3-2
10/18	UIC*	W, 3-0
10/24	WRIGHT STATE*	W, 3-0
10/25	BUTLER*	W, 3-2
10/31	at Cleveland State*	W, 3-0
11/7	at UIC*	W, 3-0
11/8	at Loyola*	W, 3-1
11/11	NE ILLINOIS	W, 3-0
11/14	at Green Bay*	W, 3-0
11/22	#-vs. Green Bay	W, 3-0
11/22	#-vs. Loyola	L, 3-2
* - MCC match		
# - MCC Tourney at Chicago, Ill. (UIC)		

1996 (16-15 Overall; 7-7 MCC)

Head Coach: Kathy Litzau

8/30-31 at Missouri Tournament

8/30	vs. Western Illinois	L, 3-1
------	----------------------	--------

8/31	at Missouri	W, 3-0
9/6-7	at Toledo Tournament	
9/6	vs. Youngstown State	W, 3-1
9/7	at Toledo	L, 3-1
9/7	vs. Buffalo	L, 3-2
9/10	CHICAGO STATE	W, 3-0
9/17	NE ILLINOIS	W, 3-0
9/20-21	at Georgia Tech Tournament	
9/20	at Georgia Tech	L, 3-0
9/21	vs. Auburn	L, 3-0
9/21	at Georgia Tech	L, 3-1
9/22	at Georgia State	W, 3-1
9/27	GREEN BAY*	W, 3-0
9/28	at DePaul	L, 3-0
10/1	VALPARAISO	W, 3-0
10/4	at Wright State*	L, 3-2
10/5	at Cleveland State*	W, 3-0
10/11	BUTLER*	W, 3-2
10/12	UIC*	W, 3-0
10/15	at Marquette	W, 3-2
10/18	at Northern Illinois*	L, 3-0
10/19	at Loyola*	L, 3-1
10/23	at Green Bay*	W, 3-1
11/1	at UIC*	L, 3-2
11/2	at Butler*	L, 3-0
11/8	CLEVELAND STATE*	W, 3-0
11/9	WRIGHT STATE*	L, 3-1
11/12	MARQUETTE	W, 3-0
11/15	LOYOLA*	L, 3-2
11/16	NORTHERN ILLINOIS*	W, 3-2
11/22	#-vs. UIC	W, 3-0
11/23	#-vs. Northern Illinois	L, 3-0
* - MCC match		
# - MCC Tourney at Indianapolis, Ind.		

1995 (14-14 Overall; 4-10 MCC)

Head Coach: Kathy Litzau

9/1-2 PANTHER INVITATIONAL

9/1	CREIGHTON	W, 3-1
9/1	DRAKE	L, 3-0
9/2	UMKC	W, 3-0
9/2	WESTERN ILLINOIS	W, 3-0
9/8-9	at Western Michigan Tournament	
9/8	vs. Cincinnati	L, 3-0
9/9	vs. Western Michigan	L, 3-0
9/9	vs. West Virginia	W, 3-1
9/13	CHICAGO STATE	W, 3-0
9/19	at NE Illinois	W, 3-0
9/22	WRIGHT STATE*	L, 3-1
9/23	CLEVELAND STATE*	W, 3-0
9/25	MARQUETTE	W, 3-1
9/29	at Butler*	L, 3-0
9/30	at UIC*	L, 3-0
10/6	NORTHERN ILLINOIS*	L, 3-1
10/7	LOYOLA*	L, 3-1
10/10	at Valparaiso	L, 3-0
10/17	at Green Bay*	W, 3-0
10/20	UIC*	W, 3-2
10/21	BUTLER*	L, 3-0
10/24	at Marquette	W, 3-0
10/27	at Cleveland State*	L, 3-2
10/28	at Wright State*	L, 3-1
11/1	DEPAUL	W, 3-0
11/3	at Loyola*	L, 3-0
11/4	at Northern Illinois*	L, 3-0
11/7	at Chicago State	W, 3-0
11/10	GREEN BAY*	W, 3-2
* - MCC match		

1994 (9-26 Overall; 2-8 MCC)

Head Coach: Kathy Litzau

9/2-3 at Bradley Tournament

9/2	vs. Saint Louis	L, 3-0
-----	-----------------	--------

Year-by-Year Results (1990-Present)

9/2	at Bradley	L, 3-0
9/3	vs. Missouri	L, 3-0
9/3	vs. Indiana State	L, 3-0
9/9-10	at Wisconsin Tournament	
9/9	vs. Eastern Illinois	L, 3-0
9/9	vs. Idaho	L, 3-0
9/10	at Wisconsin	L, 3-0
9/10	vs. Green Bay	L, 3-0
9/13	CHICAGO STATE	W, 3-0
9/16-17	at Northwestern Tournament	
9/16	vs. NE Illinois	W, 3-1
9/17	vs. Southeast Missouri State	L, 3-0
9/17	at Northwestern	L, 3-0
9/23-24	at Southern Illinois Tournament	
9/23	vs. Western Illinois	L, 3-0
9/24	at Southern Illinois	L, 3-0
9/24	vs. UIC	L, 3-0
9/27	VALPARAISO	L, 3-1
10/4	at Marquette	L, 3-0
10/7	at NE Illinois	W, 3-1
10/9	GREEN BAY*	L, 3-2
10/11	NORTHERN ILLINOIS*	L, 3-0
10/14	BUTLER*	L, 3-0
10/15	XAVIER*	W, 3-2
10/18	at Valparaiso	L, 3-2
10/21	UIC*	L, 3-2
10/25	at Chicago State	W, 3-0
10/28	at Wright State*	L, 3-1
10/29	at Cleveland State*	L, 3-2
11/1	NE ILLINOIS	W, 3-1
11/4-5	at Quaker Classic Tournament	
11/4	vs. Drexel	L, 3-1
11/5	vs. La Salle*	W, 3-0
11/5	at Penn	W, 3-0
11/6	at Temple	L, 3-0
11/8	MARQUETTE	W, 3-1
11/11	at Loyola*	L, 3-0
11/12	at Notre Dame*	L, 3-0

1993 (6-27 Overall; 2-16 Mid-Con)

Head Coach: Kathy Litzau

9/4-5	at Butler Tournament	
9/4	at Butler	L, 3-0
9/4	vs. Western Kentucky	L, 3-0
9/5	vs. Wright State	L, 3-0
9/5	vs. Central Michigan	L, 3-0
9/10-11	at Eastern Michigan Tournament	
9/10	vs. Green Bay	L, 3-0
9/10	vs. Chicago State	W, 3-1
9/11	vs. Canisius	W, 3-1
9/11	vs. Eastern Michigan	L, 3-0
9/17	YOUNGSTOWN STATE*	L, 3-1
9/18	CLEVELAND STATE*	W, 3-0
9/18	CHICAGO STATE	W, 3-0
9/21	MARQUETTE	L, 3-2
9/24	at Western Illinois	L, 3-0
9/25	at Northern Illinois	L, 3-0
9/28	GREEN BAY*	L, 3-2
10/1	VALPARAISO*	L, 3-0
10/2	UIC*	L, 3-0
10/7	NE ILLINOIS	L, 3-1
10/12	at UIC*	L, 3-0
10/15	at Wright State*	L, 3-0
10/16	at Eastern Illinois*	L, 3-0
10/19	at Valparaiso*	L, 3-0
10/22	at Bradley	L, 3-0
10/23	LA SALLE	W, 3-0
10/27	at Marquette	L, 3-0
10/29	NORTHERN ILLINOIS*	L, 3-0
10/30	WESTERN ILLINOIS*	L, 3-1
11/2	at NE Illinois	L, 3-1
11/5	EASTERN ILLINOIS*	L, 3-1

11/6	WRIGHT STATE*	L, 3-1
11/12	at Cleveland State*	W, 3-2
11/13	at Youngstown State*	L, 3-1
11/19	at Green Bay*	L, 3-2

* - Mid-Continent Conference match

1992 (3-33 Overall)

Head Coach: Tom Pleyte

9/1	at NE Illinois Tournament	
9/1	vs. Illinois	L, 3-0
9/1	vs. Loyola	L, 3-1
9/1	at NE Illinois	L, 3-0
9/3	at Idaho	L, 3-0
9/4-5	at Washington State Tournament	
9/4	vs. Portland	L, 3-0
9/4	at Washington State	L, 3-0
9/5	vs. Boise State	L, 3-0
9/5	vs. Utah State	L, 3-0
9/8	at Green Bay	L, 3-0
9/16	ST. FRANCIS (Ill.)	W, 3-2
9/18-19	at Iowa Tournament	
9/18	vs. Saint Louis	L, 3-0
9/19	vs. Cincinnati	L, 3-0
9/19	at Iowa	L, 3-0
9/22	PARKSIDE	L, 3-0
9/25	UIC	L, 3-0
9/26	VALPARAISO	L, 3-0
9/30	at Marquette	L, 3-0
10/4	at Iowa State	L, 3-0
10/6	NE ILLINOIS	L, 3-0
10/9	at Eastern Illinois	L, 3-0
10/10	at Wright State	W, 3-2
10/17	BRADLEY	L, 3-0
10/20	at Valparaiso	L, 3-0
10/27	GREEN BAY	L, 3-2
10/30	WRIGHT STATE	L, 3-0
10/31	EASTERN ILLINOIS	L, 3-0
11/4	MARQUETTE	L, 3-0
11/6	vs. Buffalo	W, 3-1
11/6	at Youngstown State	L, 3-1
11/7	at Cleveland State	L, 3-0
11/7	vs. Kent	L, 3-0
11/7	at Akron	L, 3-0
11/13	at Northern Iowa	L, 3-0
11/14	at Drake	L, 3-0
11/20	CLEVELAND STATE	L, 3-1
11/21	YOUNGSTOWN STATE	L, 3-1

1991 (10-24 Overall)

Head Coach: Tom Pleyte

9/3	at Northern Illinois	L, 3-0
9/4	CHICAGO STATE	W, 3-1
9/7	at Bradley	L, 3-0
9/10	PARKSIDE	L, 3-2
9/13-14	at Purdue Tournament	
9/13	vs. Miami (Ohio)	L, 3-0
9/14	at Purdue	L, 3-0
9/14	vs. Cornell	L, 3-1
9/15	DRAKE	L, 3-2
9/18	LOYOLA	L, 3-1
9/20-21	at Valparaiso Tournament	
9/20	vs. Bradley	L, 3-0
9/21	at Valparaiso	L, 3-0
9/21	vs. Boston College	W, 3-0
9/25	at Green Bay	L, 3-0
9/27	NORTHERN IOWA	L, 3-0
9/27	VALPARAISO	L, 3-0
10/8	at NE Illinois	L, 3-1
10/12	at Radford Tournament	
10/12	vs. Charleston Southern	W, 3-0
10/12	vs. Coastal Carolina	W, 3-0
10/12	at Radford	W, 3-1
10/13	at Virginia Tech	L, 3-0

10/15	at UIC	L, 3-1
10/18-19	at NE Illinois Tournament	
10/18	vs. Tulsa	W, 3-2
10/19	vs. Chicago State	W, 3-0
10/19	at NE Illinois	W, 3-2
10/23	at Parkside	W, 3-0
10/26	EASTERN ILLINOIS	L, 3-2
10/29	GREEN BAY	L, 3-0
10/31	at Chicago State	W, 3-0
11/5	at St. Francis (Ill.)	L, 3-0
11/8-9	at Butler Tournament	
11/8	at Butler	L, 3-2
11/9	vs. UIC	L, 3-0
11/9	vs. Western Kentucky	L, 3-0
11/12	NE ILLINOIS	L, 3-1
11/13	at Marquette	L, 3-1

1990 (17-18 Overall)

Head Coach: Tom Pleyte

8/31-9/1	at Western Illinois Tournament	
8/31	vs. Wright State	L, 3-0
8/31	at Western Illinois	L, 3-0
9/1	vs. Loyola	L, 3-1
9/12	MARQUETTE	W, 3-2
9/15	at Evansville	W, 3-1
9/17	at Wisconsin	L, 3-0
9/18	at Loyola	L, 3-0
9/22	at Northern Iowa Tournament	
9/22	vs. Saint Louis	L, 3-0
9/22	at Northern Iowa	L, 3-0
9/23	at Drake	L, 3-2
9/26	PARKSIDE	L, 3-1
9/28-29	at Green Bay Tournament	
9/28	vs. NE Illinois	W, 3-0
9/29	vs. Marquette	L, 3-1
9/29	at Green Bay	W, 3-2
10/3	DEPAUL	L, 3-0
10/5-6	at Eastern Michigan Tournament	
10/5	vs. Seneca (EX)	W, 3-0
10/5	vs. Auburn	L, 3-0
10/6	vs. Windsor (EX)	W, 3-0
10/6	at Eastern Michigan	L, 3-0
10/9	NE ILLINOIS	W, 3-0
10/16	GREEN BAY	W, 3-1
10/17	at Parkside	W, 3-0
10/18	at Chicago State	W, 3-0
10/23	ST. FRANCIS (Ill.)	L, 3-0
10/26-27	at Eastern Illinois Tournament	
10/26	vs. Eastern Illinois	L, 3-1
10/27	vs. NE Illinois	W, 3-0
10/27	vs. Murray State	L, 3-1
10/30	NORTHERN ILLINOIS	L, 3-0
11/3	CLEVELAND STATE	W, 3-0
11/3	EVANSVILLE	W, 3-1
11/4	AKRON	W, 3-0
11/8	UIC	W, 3-0
11/9-10	at Butler Tournament	
11/9	at Butler	L, 3-0
11/10	vs. Bradley	W, 3-0
11/10	vs. Valparaiso	W, 3-2
11/13	CHICAGO STATE	W, 3-0
11/15	at NE Illinois	W, 3-2

UNITED WE RISE

Pre-DI Year-by-Year Results

1989 (22-21 Overall)

Head Coach: Tom Pleyte

9/1-2 at St. Francis Tournament

9/1 at St. Francis (Ill.) L, 3-1

9/2 vs. Northwood L, 3-0

vs. Montevallo L, 3-0

9/5 at Northern Illinois L, 3-2

9/6 NAT'L COLL. OF ED. W, 3-1

9/8-9 at Michigan Tech Tournament

9/8 vs. Schoolcraft (EX) W, 3-2

at Michigan Tech W, 3-2

9/9 vs. IPFW L, 3-0

at Michigan Tech W, 3-0

vs. Schoolcraft (EX) L, 3-2

9/14 at St. Xavier (Ill.) W, 3-2

9/15-16 PANTHER OPEN

9/15 BELLARMINE W, 3-0

9/15 LAKE SUPERIOR STATE W, 3-0

9/16 MINN.-DULUTH L, 3-1

9/16 LAKE SUPERIOR STATE W, 3-2

9/16 MICHIGAN TECH W, 3-0

9/19 at Green Bay W, 3-0

9/22-23 at Augustana Classic

9/22 vs. South Dakota State W, 3-1

vs. South Dakota W, 3-0

9/23 vs. Southwest State W, 3-0

at Augustana (SD) L, 3-1

9/26 at UIC L, 3-2

9/29-30 PANTHER INVITATIONAL

9/29 ST. AMBROSE W, 3-0

9/29 WINONA ST. W, 3-0

9/30 BEMIDJI ST. W, 3-2

9/30 ST. FRANCIS (Ill.) L, 3-1

9/30 ST. MARY'S (MN) W, 3-0

10/3 at Parkside L, 3-0

10/4 LOYOLA W, 3-1

10/6-7 at Missouri-West. Tournament

10/6 vs. Graceland College L, 3-0

vs. Missouri Southern W, 3-0

10/7 vs. Fort Hayes (Kan.) L, 3-0

vs. Friends (Kan.) W, 3-0

10/10 GREEN BAY W, 3-0

10/14 at Winona State Tournament

vs. Bemidji State L, 3-2

vs. Eau Claire L, 3-0

at Winona State L, 3-1

10/18 PARKSIDE L, 3-0

10/19 at DePaul W, 3-2

10/24 ST. FRANCIS (IL) L, 3-0

10/31 at Nat'l. Coll. of Ed. L, 3-2

11/7 at Loyola L, 3-0

11/19-20 at St. Louis Tournament

11/19 at Missouri-St. Louis L, 3-0

11/20 vs. C. Missouri State L, 3-0

vs. Missouri Western W, 3-0

1988 (56-9 Overall)

Head Coach: Tom Pleyte

9/2-3 at Minnesota State Tournament

9/2 vs. Northwestern (MN) W, 3-0

vs. Bethel W, 3-0

vs. Concordia (MN) W, 3-0

9/3 vs. Augustana (SD) W, 3-2

vs. Carleton (MN) W, 3-0

vs. Augustana (SD) W, 3-1

9/7 at St. Norbert Triangular

at St. Norbert W, 3-0

vs. Mundelein W, 3-0

9/9-10 PANTHER OPEN

9/9 STEVENS POINT W, 3-0

FRANKLIN W, 3-0

9/10 NAT'L. COLL. OF ED. W, 3-1

MINN.-DULUTH W, 3-0

ST. FRANCIS (Ill.) L, 3-1

9/12 WISCONSIN W, 3-1

9/14 ST. XAVIER (Ill.) W, 3-0

9/16-17 at La Crosse Tournament

9/16 vs. Simpson W, 3-0

vs. Stevens Point W, 3-0

9/17 vs. Carleton (MN) W, 3-0

vs. Augustana (SD) W, 3-0

vs. Oshkosh W, 3-1

9/21 at Loyola W, 3-1

9/23-24 at Parkside Tournament

9/23 vs. Edgewood W, 3-0

vs. Carthage W, 3-0

vs. Chicago State W, 3-0

vs. Nat'l. Coll. of Ed. L, 3-0

9/24 vs. Oshkosh W, 3-0

at Parkside W, 3-0

at Parkside W, 3-0

9/24 vs. Oshkosh W, 3-0

9/27 UIC L, 3-2

9/28 at Green Bay W, 3-0

9/30-10/1 PANTHER OPEN

9/30 PURDUECALUMET W, 3-1

AUGUSTANA W, 3-0

10/1 MICH. DEARBORN W, 3-0

ST. XAVIER (Ill.) W, 3-1

PARKSIDE W, 3-1

10/5 OSHKOSH W, 3-0

10/7-8 at Missouri West. Tournament

10/7 vs. Neb. Wesleyan L, 3-1

vs. Benedictine (Kan.) W, 3-0

vs. Oauchita Baptist W, 3-0

10/8 vs. Missouri Southern W, 3-0

vs. Washburn W, 3-1

vs. Emporia State L, 3-1

10/11 at St. Francis (IL) L, 3-1

10/12 DE PAUL W, 3-0

10/13 at Parkside W, 3-2

10/15 at Winona State Tournament

vs. Minnesota-Morris W, 3-1

vs. La Crosse W, 3-1

vs. Eau Claire W, 3-0

10/19 at Oshkosh Triangular

vs. Stevens Point W, 3-1

at Oshkosh W, 3-2

10/21-22 at Elmhurst Tournament

10/21 vs. St. Joseph's (IN) W, 3-0

10/22 vs. Nthn. Michigan W, 3-1

at Elmhurst W, 3-0

10/25 PARKSIDE W, 3-0

11/6 %-vs. Viterbo W, 3-0

%-vs. Oshkosh W, 3-0

%-vs. Parkside W, 3-0

11/11 #-BEMIDJI STATE W, 3-0

11/17 &-vs. Georgetown (KY) W, 3-0

11/18 &-vs. Eastern Nazarene W, 3-0

11/18 &-vs. Montana Tech W, 3-1

11/19 &-vs. Hawaii-Hilo L, 3-0

11/19 &-vs. Montevallo (AL) L, 3-1

11/20 &-vs. Hawaii-Hilo L, 3-0

% - Dist. 14 Tournament, Milwaukee

- Bi-District Champ., Milwaukee

& - NAIA Nationals, Topeka, Kan.

1987 (40-20 Overall)

Head Coach: Tom Pleyte

9/4-5 at St. Francis Invitational

9/4 vs. St. Xavier (Ill.) W, 3-2

9/5 vs. McKendree (Ill.) W, 3-1

at St. Francis (Ill.) W, 3-1

9/8 PARKSIDE W, 3-1

9/11-12 PANTHER OPEN

9/11 SAGINAW VALLEY W, 2-0

FERRIS STATE L, 2-0

ST. THOMAS (MN) W, 2-0

9/12 STEVENS POINT L, 2-1

ST. AMBROSE W, 2-0

MINN.-DULUTH L, 2-0

9/17 at Oshkosh W, 3-0

9/18-19 at La Crosse Tournament

9/18 vs. Augustana L, 2-1

vs. Coe W, 2-1

9/19 vs. Gust. Adolphus W, 2-0

vs. Macalester W, 2-0

vs. St. Catherine's (MN) W, 2-0

9/22 at Wisconsin L, 3-0

9/25-26 at Parkside Tournament

9/25 vs. NE Illinois W, 2-0

vs. Carthage W, 2-0

9/26 vs. Lake Superior State W, 2-0

vs. St. Francis (Ill.) L, 2-1

10/2-3 PANTHER INVITATIONAL

10/2 LAKELAND W, 2-0

NAT'L. COLL. OF ED. W, 2-0

MICH. DEARBORN W, 2-0

10/3 SW STATE W, 2-0

IUPUI W, 2-1

PARKSIDE L, 2-0

10/6 LOYOLA L, 3-1

10/9-10 at Missouri West. Tournament

10/9 vs. NW Missouri State L, 2-0

vs. St. Ambrose W, 2-0

10/10 vs. St. Mary's (Neb.) W, 2-0

vs. Kearney St. (Neb.) W, 2-1

vs. Doane (Neb.) L, 2-0

10/14 at Marquette W, 3-0

10/15 OSHKOSH W, 3-0

10/17 at Winona State Tournament

vs. La Crosse W, 2-0

vs. St. Olaf W, 2-0

at Winona State W, 2-0

vs. Southwest State W, 2-0

vs. Eau Claire L, 2-1

10/20 at UIC L, 3-2

10/23-24 at Minn.-Duluth Invitational

10/23 vs. Mankato State L, 2-1

vs. Macalester W, 2-1

vs. Bemidji State W, 2-0

10/24 vs. Lake Superior State W, 2-1

vs. Augustana (SD) W, 2-0

at Minnesota-Duluth L, 2-0

10/27 at DePaul L, 3-0

10/29 at Parkside L, 3-2

11/3 MARQUETTE W, 3-0

11/7 #-vs. Green Bay W, 2-0

#-vs. Parkside W, 2-0

#-vs. Parkside W, 2-0

11/13 %-vs. Bemidji State W, 3-2

11/19 &-S. NAZARENE (OK) W, 2-0

&-TEXAS WESLEYAN L, 2-0

11/20 &-WESTMONT (CA) W, 2-1

&-PUGET SND. (WA) L, 2-1

&-PUGET SND.* (WA) W, 1-0

11/21 &-WESTMONT (CA)* W, 1-0

&-MISSOURI WEST. L, 2-1

&-S'WESTERN (TX) L, 2-0

* - playoff not counted towards record
 % - Dist. 14 Tournament, Milwaukee
 # - Bi-District Champ., Milwaukee
 & - NAIA Nationals, Milwaukee

1986 (56-8 Overall)

Head Coach: Tom Pleyte

9/3 ELMHURST W, 32

9/5 at St. Francis Tournament

vs. Eureka (IL) W, 2-0

vs. McKendree (IL) W, 2-0

vs. St. Xavier (IL) W, 2-1

at St. Francis (IL) L, 2-1

9/9 at Parkside W, 3-2

9/11-12 PANTHER OPEN

LORAS W, 2-0

N. MICHIGAN L, 2-0

MICH. DEARBORN W, 2-1

FRANKLIN L, 2-1

STEVENS POINT W, 2-0

NE ILLINOIS W, 2-0

LAKE SUPERIOR STATE W, 2-0

ST. AMBROSE W, 2-0

UIC W, 3-2

9/19 vs. St. Catherine's (MN) W, 2-0

vs. Augustana (SD) W, 2-1

9/20 vs. Stevens Point W, 2-1

vs. Gustavus Adolphus W, 2-0

vs. Parkside W, 2-0

9/24 at Loyola W, 3-1

9/26 at Parkside Tournament

vs. St. Ambrose W, 3-2

vs. Nat'l Coll. of Ed. W, 3-1

at Parkside W, 3-0

10/1 OSHKOSH W, 3-0

10/3-4 PANTHER INVITATIONAL

10/3 IUPUI W, 2-0

NE ILLINOIS W, 2-1

CARROLL W, 2-0

10/4 MACALESTER W, 2-0

CARTHAGE W, 2-0

ILL. CENTRAL (EX) W, 2-0

MANKATO STATE W, 3-1

at NE Illinois W, 3-1

10/8 at Marquette W, 3-2

10/10 vs. NW Missouri State W, 2-0

vs. Doane (Neb.) W, 2-0

vs. North Dakota W, 2-0

vs. St. Ambrose W, 2-0

vs. Kearney State (Neb.) W, 2-0

vs. Friends (Kan.) W, 2-0

vs. Southwestern (Texas) L, 2-0

10/16 at Oshkosh W, 3-0

10/18 at Winona State Tournament

vs. Eau Claire W, 2-0

vs. Coe W, 3-0

vs. Macalester W, 2-0

at Winona State W, 2-0

vs. St. Olaf W, 2-0

vs. La Crosse W, 2-0

10/21 MARQUETTE W, 3-1

10/24 vs. North Dakota State L, 2-0

vs. Lakehead (EX) W, 2-0

vs. St. Catherine's (MN) W, 2-0

UNITED WE ROAR

Pre-DI Year-by-Year Results

10/25 vs. Minnesota-Morris W, 2-0
 vs. Northern Michigan W, 2-0
 vs. Parkside W, 2-1
 vs. North Dakota State L, 2-0
 10/30 DEPAUL W, 3-0
 10/31 PARKSIDE W, 3-2
 11/8 %-CONCORDIA (WI) W, 2-0
 %-PARKSIDE W, 2-0
 %-PARKSIDE W, 2-0
 11/14 #-WINONA STATE W, 3-1
 11/20 &-vs. Missouri Western W, 2-0
 &-vs. High Point W, 2-0
 &-at Texas Wesleyan L, 2-0
 11/21 &-vs. Biola (Calif.) L, 2-1
 % - Dist. 14 Tournament, Milwaukee
 # - Bi-District Champ., Milwaukee
 & - NAIA Nationals, Fort Worth, Tex.

1985 (68-8 Overall)

Head Coach: Tom Pleyte

9/6-7 at E. Michigan Tournament
 9/6 vs. Georgetown W, 3-1
 vs. Ferris State L, 3-1
 9/7 at Eastern Michigan L, 3-2
 vs. Bradley L, 3-2
 9/10 LOYOLA W, 3-1
 9/13-14 PANTHER OPEN
 9/13 LAKE SUPERIOR STATE W, 2-0
 CENTRAL ST. (OH) W, 2-1
 STEVENS POINT W, 2-0
 9/14 MINN.DULUTH W, 2-0
 FRANKLIN W, 2-0
 SW MISSOURI STATE W, 3-0
 MINN.-DULUTH W, 3-0
 9/19 WISCONSIN W, 3-1
 9/20-21 at La Crosse Tournament
 9/20 vs. South Dakota W, 2-0
 vs. Superior W, 2-1
 9/21 vs. St. Catherine's (MN) W, 2-0
 vs. Parkside W, 2-0
 vs. Superior W, 2-0
 vs. Parkside L, 2-1
 vs. Stevens Point W, 2-0
 9/23 OSHKOSH W, 3-0
 9/24 at Marquette W, 3-1
 9/27-28 at Quincy Tournament
 9/27 vs. St. Francis (IL) W, 2-0
 vs. NE Illinois W, 2-0
 9/28 vs. Southwestern (TX) W, 2-0
 vs. Drury W, 2-0
 vs. Franklin W, 2-0
 vs. Southwestern (TX) W, 2-0
 10/1 NE ILLINOIS W, 3-1
 10/3 at Oshkosh W, 3-1
 10/4-5 PANTHER INVITATIONAL
 10/4 PURDUE-CALUMET W, 2-0
 LA CROSSE W, 2-0
 10/5 ST. FRANCIS (IL) W, 2-0
 MANKATO STATE W, 2-0
 NORTH DAKOTA W, 2-0
 PARKSIDE W, 2-0
 QUINCY W, 3-1
 10/8 UIC W, 3-0
 10/9 PARKSIDE W, 3-1
 10/11-12 at Missouri West. Tourney
 10/11 vs. Benedictine (Kan.) W, 2-0
 vs. NW Missouri State W, 2-0
 vs. St. Mary's (Neb.) W, 2-0

10/12 vs. Washburn W, 2-0
 vs. Emporia State W, 2-0
 at Missouri Western W, 2-1
 vs. Cent. Missouri State W, 2-0
 10/16 at DePaul W, 3-2
 10/19 at Winona State Tournament
 vs. Marycrest W, 2-0
 vs. Eau Claire W, 2-0
 vs. Macalaster W, 2-0
 at Winona State W, 2-0
 vs. Gustavus Adolphus W, 2-0
 vs. Southwest State W, 2-0
 10/23 MARQUETTE W, 3-2
 10/25-26 at Minn.-Duluth Tourney
 10/25 vs. Bemidji State W, 2-0
 vs. Michigan Tech W, 2-0
 vs. Lake Superior State W, 2-0
 10/26 vs. Augsburg W, 2-1
 at Minnesota-Duluth W, 2-0
 vs. Northern Michigan L, 2-0
 10/29 at Parkside W, 3-2
 10/31 CARROLL W, 3-1
 11/9 %-GREEN BAY W, 2-0
 %-PARKSIDE L, 2-1
 %-GREEN BAY W, 2-0
 %-PARKSIDE W, 3-1
 %-PARKSIDE W, 3-1
 11/15 #-at Southwest State W, 3-0
 11/21 &-NO'LAND (MI) W, 2-0
 11/21 &-FRIENDS (KS) W, 2-0
 11/21 &-ARK.-LITTLE ROCK W, 2-1
 11/22 &-WEST. OREGON W, 2-0
 11/22 &-MCKENDREE (ILL.) L, 2-1
 11/22 &-MONTEVALLO (AL) W, 2-1
 11/23 &-ARK.-LITTLE ROCK W, 2-0
 11/23 &-BIOLA (Calif.) L, 2-0
 % - Dist. 14 Tournament, Milwaukee
 # - NAIA Bi-District, Marshall, Minn.
 & - NAIA Nationals, Milwaukee

1984 (55-4 Overall)

Head Coach: Tom Pleyte

9/10 at Wisconsin W, 3-0
 9/12 at Loyola W, 3-0
 9/14-15 PANTHER OPENER
 9/14 VALPARAISO W, 2-0
 IND.TERRE HAUTE W, 2-0
 BRADLEY W, 2-1
 9/15 NORTHERN IOWA W, 2-0
 MARQUETTE W, 2-0
 ST. AMBROSE W, 2-0
 BRADLEY L, 3-2
 9/18 WHITEWATER W, 3-1
 9/21-22 at La Crosse Tournament
 9/21 vs. Superior W, 2-0
 vs. Parkside W, 2-0
 9/22 vs. NE Illinois W, 2-0
 vs. St. Catherine's (MN) W, 2-0
 vs. Marquette W, 2-1
 vs. Stevens Point W, 2-0
 9/25 UIC W, 3-1
 9/27 PARKSIDE W, 3-0
 9/28-29 at Northern Iowa Tournament
 9/28 vs. St. Cloud State L, 3-1
 vs. Western Illinois W, 2-0
 9/29 at Northern Iowa W, 2-0
 vs. St. Cloud State W, 3-0
 vs. Illinois Benedictine W, 2-1

10/2 at Marquette W, 2-0
 10/4 at Oshkosh W, 3-0
 10/5-6 PANTHER INVITATIONAL
 10/5 GEORGE WILLIAMS W, 2-0
 PURDUE CALUMET W, 2-0
 10/6 NO. MICHIGAN W, 2-1
 LA CROSSE W, 2-0
 FRANKLIN W, 3-1
 DEPAUL W, 3-0
 10/8 PLATTEVILLE W, 3-0
 10/12-13 at Whitewater Tournament
 10/12 vs. Loras W, 2-0
 vs. North Central W, 2-0
 10/13 vs. La Crosse W, 2-0
 at Whitewater W, 2-0
 10/17 LEWIS W, 2-0
 10/20 at Winona State Tournament
 vs. Parkside W, 2-0
 vs. Marycrest W, 2-0
 vs. Eau Claire W, 2-0
 vs. Bemidji State W, 2-0
 vs. Macalester W, 2-0
 at Winona State W, 2-0
 vs. Southwest State W, 2-0
 10/25 MARQUETTE W, 3-1
 10/26-27 at Ill. Central Tournament
 10/26 vs. Jeerson (EX) W, 3-0
 10/27 vs. Schoolcraft (EX) W, 3-1
 vs. Illinois Central (EX) W, 3-1
 10/30 OSHKOSH W, 3-0
 10/31 at Platteville W, 3-0
 11/2 %-GREEN BAY W, 2-0
 %-SUPERIOR W, 2-0
 %-MARQUETTE W, 2-0
 %-MARQUETTE W, 3-0
 %-SOUTHWEST STATE W, 3-0
 11/15 &-vs. Charleston (SC) W, 2-0
 11/15 &-vs. Northwood Inst. W, 2-0
 11/15 &-vs. Missouri Western W, 2-1
 11/16 &-vs. Montevallo (AL) W, 2-0
 11/16 &-vs. Texas Lutheran W, 2-0
 11/17 &-vs. Hawaii-Hilo L, 2-1
 11/17 &-vs. BYU-Hawaii L, 2-0
 % - Dist. 14 Tournament, Milwaukee
 # - Bi-Dist. Championship, Milwaukee
 & - NAIA Nationals, St. Joseph, Mo.

1983 (52-17-1 Overall)

Head Coach: Tom Pleyte

9/9-10 at E. Michigan Tournament
 9/9 at Eastern Michigan L, 2-1
 9/10 vs. Ferris State W, 3-2
 vs. Eastern Illinois L, 3-0
 vs. Akron W, 3-1
 9/13 at Whitewater W, 3-0
 9/16-17 PANTHER INVITATIONAL
 9/16 NE ILLINOIS L, 2-1
 LAKE SUPERIOR STATE W, 2-0
 9/17 WESTERN ILLINOIS W, 2-1
 DEPAUL W, 3-0
 ELMHURST L, 3-2
 9/20 at Parkside L, 2-1
 vs. Oshkosh W, 2-0
 vs. Lewis W, 2-0
 9/21 MARQUETTE W, 3-0
 9/23-24 at La Crosse Tournament
 9/23 vs. NE Illinois L, 2-0
 vs. Macalester W, 2-0

9/24 vs. Superior W, 2-0
 vs. Parkside L, 2-0
 vs. Marquette W, 2-0
 9/27 LOYOLA L, 3-1
 9/28 at Notre Dame W, 3-0
 9/30-10/1 at Panther Invitational
 9/30 CONCORDIA W, 2-0
 10/1 BRADLEY W, 3-0
 UIC L, 2-1
 EASTERN ILLINOIS L, 3-0
 10/4 PARKSIDE L, 3-2
 10/5 WHITEWATER W, 3-1
 10/7-8 at Eau Claire Tournament
 10/7 vs. Superior W, 2-0
 vs. Winona State W, 2-0
 10/8 at Eau Claire W, 2-0
 vs. North Dakota W, 2-0
 vs. Marquette L, 2-1
 vs. Stevens Point W, 2-0
 10/9 at River Falls W, 3-0
 10/13 at Marquette W, 3-2
 10/14-15 at Whitewater Tournament
 10/14 vs. North Central W, 2-0
 vs. Dubuque W, 2-0
 10/15 vs. Upper Iowa W, 2-0
 vs. Mankato State W, 2-0
 vs. La Crosse W, 2-1
 vs. Elmhurst W, 2-1
 10/18 at UIC W, 3-1
 10/21 at Platteville L, 3-2
 10/22 at Winona State Tournament
 vs. Stout W, 2-0
 at Winona State W, 2-1
 vs. Carleton W, 2-0
 vs. Marycrest W, 2-0
 vs. Southwest State W, 2-0
 vs. Macalester W, 2-0
 10/26 at Stevens Point W, 2-0
 10/26 vs. Stout W, 3-0
 10/28-20 at Illinois Cent. Tournament
 10/28 vs. Jeerson (EX) W, 2-0
 at Illinois Central (EX) T, 1-1
 10/29 vs. DePaul T, 1-1
 at Illinois Central (EX) L, 2-0
 11/1 at Oshkosh W, 3-0
 11/2 PLATTEVILLE W, 3-0
 11/5 #-vs. Marquette W, 2-0
 #-at Parkside W, 2-1
 #-at Parkside W, 3-0
 11/5 \$-at Southwest State W, 3-0
 11/11 &-vs. Stout W, 2-0
 &-vs. Stevens Point W, 2-0
 11/12 &-vs. La Crosse L, 2-0
 &-vs. Platteville W, 3-0
 &-vs. La Crosse W, 3-1
 &-vs. La Crosse W, 3-2
 11/17 %-vs. Hawaii-Hilo L, 2-0
 %-vs. Winthrop W, 2-0
 %-vs. E. Nazarene (MA) W, 2-1
 11/18 %-vs. St. Mary's (CA) L, 3-0
 11/19 %-vs. S'Western (TX) W, 3-0
 %-vs. BYU-Hawaii L, 3-0
 # - Dist. 14 Tourney, Kenosha, Wis.
 \$ - Bi-District, Marshall, Minn.
 & - WWIAC Tourney, Superior, Wis.
 % - NAIA Nationals, Rock Hill, SC

UNITED WE RISE

Pre-DI Year-by-Year Results

1982 (48-16-2 Overall)

Head Coach: Tom Pleyte

9/10	at Wisconsin	L, 3-1
9/17-18	at Wright State Tournament	
9/17	vs. Marshall	W, 2-0
	vs. St. Joseph's	L, 2-0
9/18	vs. Butler	W, 2-0
	at Wright State	W, 2-1
	vs. Lake Superior	W, 2-0
	vs. Wright State	L, 2-0
9/21	at Carthage	W, 2-0
	vs. Northeastern Illinois	W, 2-0
9/24-25	at Loras Invitational	
9/24	vs. Clarke College	W, 2-0
	vs. Iowa Wesleyan	W, 2-0
9/25	vs. St. Norbert	W, 2-0
	vs. Marycrest	W, 2-0
	vs. Graceland	W, 2-0
	vs. Quincy	W, 2-0
9/28	at Marquette	W, 2-1
	vs. Stevens Point	W, 2-0
9/30	PARKSIDE	W, 3-0
10/1-2	PANTHER INVITATIONAL	
10/1	OSHKOSH	W, 2-0
	WHITEWATER	W, 2-1
10/2	WINONA STATE	W, 2-0
	BRADLEY	W, 3-1
	LA CROSSE	W, 3-0
10/5	at Loyola	W, 3-1
10/8-9	Eau Claire Tournament	
10/8	vs. Stevens Point	L, 2-0
	vs. Oshkosh	W, 2-0
	vs. St. Olaf	W, 2-0
10/9	vs. Superior	W, 2-0
	at Eau Claire	W, 2-0
	vs. Oshkosh	W, 2-1
	vs. Stevens Point	W, 2-1
10/15-16	at E. Illinois Tournament	
10/15	vs. Western Illinois	L, 2-0
	vs. Evansville	W, 2-1
10/16	vs. Loyola	L, 2-0
	vs. Loyola	L, 2-1
10/19	at Oshkosh	L, 3-1
10/22-23	at Whitewater Tournament	
10/22	vs. Elmhurst	W, 2-0
	vs. La Crosse	W, 2-1
10/23	vs. Stout	W, 2-0
	vs. Dubuque	W, 2-0
	vs. La Crosse	L, 2-0
10/26	CARTHAGE	W, 3-0
	NORTH CENTRAL	W, 3-0
10/27	at Parkside	L, 3-1
10/29-30	at Illinois Cent. Tournament	
	vs. Marquette	W, 2-0
	vs. SEMO	T, 1-1
	vs. Illinois Central (EX)	T, 1-1
	vs. C. Missouri State	T, 1-1
	vs. Southeast Missouri State	W, 2-0
	vs. C. Missouri State	L, 2-0
10/31	#-vs. Eau Claire	W, 3-0
	#-at Parkside	W, 3-2
11/4	OSHKOSH	W, 3-1
11/5-6	at Valparaiso Tournament	
	vs. Parkside	L, 2-1
	vs. Carthage	W, 2-1
	at Valparaiso	W, 2-0
	vs. Northern Illinois	W, 2-0
	vs. DePaul	W, 2-1

	vs. Northern Illinois	L, 2-0
11/9	WISCONSIN	L, 3-1
	WHITEWATER	W, 3-1
11/12	at Southwest St.	W, 3-0
11/13	&-PARKSIDE	W, 3-1
	&-MARQUETTE	W, 3-0
11/19	%-vs. Hawaii-Hilo	L, 2-1
	%-at Metro State	L, 2-0
	%-vs. Waynesburg	W, 2-1
#	- Dist. 14 Tourney, Kenosha, Wis.	
\$	- Bi-District, Marshall, Minn.	
&	- WWIAC Tournament, Milwaukee	
%	- NAIA Nationals, Denver, Colo.	

1981 (43-17 Overall)

Head Coach: Tom Pleyte

9/11	at Wisconsin	W, 3-2
	vs. Parkside	W, 3-0
9/12	at Whitewater	W, 3-0
	vs. Eau Claire	W, 2-0
9/14	PARKSIDE	W, 3-0
9/18-19	at E. Michigan Tournament	
	at Eastern Michigan	L, 3-2
	vs. Western Michigan	L, 2-1
	vs. Wayne State	L, 2-0
	vs. Miami (OH)	L, 2-0
9/22	at Marquette	W, 2-0
	vs. Parkside	W, 2-0
9/24	at Carroll	W, 2-1
	vs. Marquette	W, 2-0
9/25-26	at N. Illinois Tournament	
	vs. DePaul	L, 2-1
	vs. Lewis	L, 2-1
	at Northern Illinois	W, 2-1
9/30	LOYOLA	L, 2-1
10/1	at Lewis	L, 2-0
	vs. Northwest Missouri	L, 2-1
10/2-3	PANTHER INVITATIONAL	
	EAU CLAIRE	W, 2-0
	OSHKOSH	W, 2-1
	CARROLL	W, 2-0
	STEVENS POINT	W, 2-0
	CARTHAGE	W, 2-0
	STEVENS POINT	W, 2-0
10/6	MARQUETTE	W, 3-0
10/9-10	at Eau Claire Invitational	
	vs. Stevens Point	W, 2-1
	vs. Oshkosh	W, 2-0
	vs. Superior	W, 2-0
	vs. Augsburg	W, 2-0
	vs. St. Olaf	W, 2-0
	at Eau Claire	W, 2-0
10/16-17	at Whitewater Tournament	
	vs. Carroll	W, 2-1
	vs. River Falls	W, 2-1
	vs. La Crosse	L, 2-1
	vs. Elmhurst	W, 2-0
10/20	CARTHAGE	W, 3-1
10/20	at Stout	W, 3-0
10/24	at Winona State Tournament	
	vs. Bemidji State	W, 2-1
	vs. Macalester	W, 2-0
	vs. St. Mary's	W, 2-0
	at Winona State	W, 2-0
	vs. St. Teresa's	W, 2-0
	vs. Eau Claire	W, 3-0
10/27	at Carthage	W, 3-1
10/30-31	at Bradley Tournament	

	vs. Illinois Central (EX)	W, 2-0
	vs. Carthage	W, 2-0
	at Bradley	W, 2-1
	vs. Elmhurst	L, 2-0
	vs. Elmhurst	W, 2-0
	vs. Illinois Central (EX)	W, 3-0
11/2	CONCORDIA (WI)	W, 3-1
11/6-7	at Minnesota Invitational	
	vs. North Dakota	W, 2-0
	vs. Iowa	L, 2-1
	at Minnesota	L, 2-0
11/11	at Stevens Point	L, 3-1
11/11-12	at WWIAC Tournament	
	vs. Carroll	W, 2-1
	vs. Marquette	W, 2-0
	vs. Marquette	W, 3-1
11/19-21	at AIAW Regionals	
	vs. Loyola	L, 2-0
	vs. Dayton	L, 2-0
	vs. Lewis	L, 2-0
#	- WWIAC Tourney, Kenosha, Wis.	
\$	- AIAW Regional, Milwaukee, Wis.	

1980 (41-12-2 Overall)

Head Coach: Tom Pleyte

9/12	STOUT	W, 3-0
9/13	at Stevens Point	L, 2-1
	vs. Oshkosh	L, 2-1
	vs. Whitewater	W, 2-0
9/15	at Loyola	L, 3-2
9/17	at Northern Illinois	W, 2-1
9/20	at La Crosse	W, 3-0
	vs. Stevens Point	W, 3-0
9/22	at Carthage	W, 2-0
	vs. Carroll	W, 2-0
9/27	at Marquette	W, 2-0
	vs. La Crosse	W, 2-0
9/30	PARKSIDE	L, 2-1
	LEWIS	L, 2-0
10/3-4	PANTHER INVITATIONAL	
	EAU CLAIRE	W, 2-0
	OSHKOSH	W, 2-0
	WHITEWATER	L, 2-0
	PLATTEVILLE	W, 2-0
	CARROLL	W, 2-0
	CARTHAGE	T, 1-1
	LA CROSSE	T, 1-1
	WHITEWATER	W, 2-0
	LA CROSSE	W, 2-1
10/7	at Carroll	W, 2-0
	vs. Parkside	L, 2-1
10/10	at Eau Claire Tournament	
	at Eau Claire	W, 2-0
	vs. Stevens Point	W, 2-0
	vs. Oshkosh	W, 2-0
	vs. Superior	W, 2-0
	vs. Carthage	L, 2-0
	vs. North Dakota	W, 2-0
10/17	at Whitewater Tournament	
	at Whitewater	W, 2-1
	vs. Stout	W, 2-1
	vs. Carroll	W, 2-0
	vs. Carthage	W, 2-0
	vs. Marquette	W, 2-0
10/21	OSHKOSH	W, 2-0
	CARTHAGE	W, 2-0
10/24-25	at Carthage Tournament	
	vs. Carroll	W, 2-1

	vs. Oshkosh	W, 2-0
	vs. Parkside	L, 2-1
	vs. Whitewater	W, 2-0
	vs. Northeastern Illinois	W, 2-1
	vs. Stevens Point	W, 2-0
10/27	NORTHERN ILLINOIS	W, 2-0
	LOYOLA	W, 2-0
11/1	at Parkside	W, 3-2
	vs. Green Bay	W, 3-1
11/11	CARROLL	W, 3-0
11/14	#-vs. Marquette	W, 2-0
	#-vs. Parkside	W, 2-0
	#-vs. Marquette	W, 3-0
11/15	#-vs. Indiana Tech	L, 2-1
	#-vs. Wright State	L, 2-1
	#-vs. Eastern Illinois	L, 2-0
#	- WWIAC Regionals	

1979 (19-20-2 Overall)

Head Coach: Tom Pleyte

9/15	at La Crosse Tournament	
	at La Crosse	L, 2-0
	vs. Marquette	L, 2-1
	vs. Eau Claire	W, 2-1
9/17	CARTHAGE	W, 3-0
9/19	at Lewis	L, 2-0
	vs. St. Francis (IL)	W, 2-1
9/25	PARKSIDE	L, 3-1
10/5-6	PANTHER INVITATIONAL	
	CARROLL	W, 2-0
	EAU CLAIRE	W, 2-0
	STEVENS POINT	L, 2-0
	MARQUETTE	T, 1-1
	CARTHAGE	T, 1-1
	EAU CLAIRE	W, 2-0
	CARTHAGE	L, 2-0
	MARQUETTE	L, 2-0
10/9	at Wisconsin	L, 2-0
	vs. St. Norbert's	W, 2-0
10/10	vs. Marquette	W, 2-0
	at Carroll	W, 2-0
10/19-20	at Whitewater Tournament	
	vs. Marquette	L, 2-0
	vs. Oshkosh	W, 2-1
	vs. Eau Claire	W, 2-0
	vs. Carthage	L, 2-1
	at Whitewater	L, 2-0
10/24	LEWIS	W, 2-1
10/26-27	at Carthage Tournament	
	vs. Whitewater	W, 2-0
	vs. Parkside	L, 2-0
	vs. Elmhurst	W, 2-0
	vs. Platteville	W, 2-0
	at Carthage	L, 2-1
	vs. Oshkosh	W, 2-1
10/29	vs. Concordia	L, 2-1
	at Carthage	L, 2-1
10/30	at Stevens Point	L, 2-0
	vs. Eau Claire	W, 2-1
11/3	#-vs. Stevens Point	L, 2-0
	#-vs. La Crosse	L, 2-0
	#-vs. Oshkosh	W, 2-0
11/10	\$-vs. Stevens Point	L, 2-0
	\$-vs. La Crosse	L, 2-0
	\$-vs. Platteville	W, 2-1
#	- WWIAC Tournament, Eau Claire	
\$	- Regional Qualifying Tournament	

Pre-DI Year-by-Year Results

1978 (13-27-2 Overall)

Head Coach: Tom Pleyte

9/19	at Marquette	L, 2-1
	vs. St. Norbert	W, 2-1
9/23	vs. La Crosse	L, 2-0
	at Marquette	L, 2-0
9/26	vs. Marquette	L, 2-0
	at Carroll	L, 2-1
9/29-30	PANTHER INVITATIONAL	
	NORTHERN ILLINOIS	W, 2-0
	CARTHAGE	L, 2-0
	LEWIS	L, 2-0
	NORTHERN ILLINOIS	T, 1-1
	EAU CLAIRE	T, 1-1
	OSHKOSH	L, 2-0
	STEVENS POINT	L, 2-0
10/4	vs. Carthage	W, 2-0
	at Wisconsin	L, 2-0
10/6-7	at Northern Illinois Invitational	
	vs. La Crosse	L, 3-0
	vs. Illinois Central (EX)	L, 3-2
	vs. Parkside	L, 3-0
	vs. St. Francis (Ill.)	L, 3-2
10/10	CARROLL	L, 2-0
	WHITEWATER	W, 2-0
10/12	at Parkside Tournament	
	vs. Kellogg (EX)	L, 2-0
	vs. Northwestern	L, 1-2
	at Parkside	L, 2-0
10/18	vs. Parkside	W, 2-1
	at Whitewater	L, 2-1
10/20-21	at St. Louis Invitational	
	at Missouri-St. Louis	L, 2-0
	vs. SE Missouri State	W, 2-0
	vs. Eastern Illinois	L, 2-0
10/25	at Concordia	W, 3-2
10/26	at Cardinal Stritch	W, 3-0
	vs. St. Norbert's	W, 2-0
10/28	at Oshkosh Tournament	
	at Oshkosh	L, 3-1
	vs. Northern Michigan	L, 3-0
	vs. La Crosse	L, 3-0
11/3-4	at Carthage Invitational	
	vs. Parkside	L, 2-0
	vs. Marquette	L, 2-1
	vs. Platteville	L, 2-1
	at Carthage	W, 2-0
	vs. Whitewater	W, 2-0
11/10	#-vs. La Crosse	L, 2-0
	#-vs. Stevens Point	W, 2-1
	#-vs. Marquette	W, 2-1
	#-vs. Oshkosh	L, 2-1
	# - WWIAC Tournament	

1977 (5-26 Overall)

Head Coach: Nancy Schley

9/16	at Stevens Point Tournament	
	vs. Oshkosh	L, 2-1
	vs. Eau Claire	L, 3-2
	at Stevens Point	L, 3-2
9/21	at Carroll	L, 3-0
9/24	at Oshkosh Tournament	
	vs. Whitewater	L, 3-0
	at Oshkosh	L, 3-2
	vs. Marquette	L, 3-2
9/28	CARTHAGE	L, 3-1
	CARROLL	L, 2-0
10/1	MARQUETTE	L, 3-0

	PARKSIDE	L, 3-1
10/7-8	at No. Illinois Tournament	
	vs. La Crosse	L, 2-0
	at Northern Illinois	L, 2-0
	vs. Illinois Central (EX)	L, 2-1
	vs. Eastern Illinois	L, 2-0
10/11	vs. Stevens Point	L, 3-1
	at Marquette	L, 2-0
10/18	WISCONSIN	L, 2-0
	OSHKOSH	L, 2-1
10/21	at Lewis	L, 3-0
10/28-29	at Carthage Invitational	
	vs. Whitewater	W, 2-1
	vs. Eau Claire	W, 2-1
	at Carthage	L, 2-0
	vs. Carroll	L, 2-1
	vs. Platteville	W, 2-0
11/1	vs. Trinity (Ill.)	W, 3-0
	at Parkside	L, 2-0
11/5	at Whitewater	L, 3-2
	vs. Lewis	L, 2-1
11/11	#-vs. La Crosse	L, 2-0
11/11	#-vs. Eau Claire	W, 2-1
11/12	#-vs. Marquette	L, 2-0
	# - WWIAC Tournament	

1976 (5-16 Overall)

Head Coach: Nancy Schley

9/24	vs. River Falls	W, 2-1
	at Stevens Point	L, 2-1
9/29	OSHKOSH	L, 2-0
	WISCONSIN	L, 2-0
10/2	at Parkside	L, 2-0
	vs. Marquette	L, 2-1
10/5	vs. Whitewater	L, 2-0
	at Carthage	L, 2-0
10/16	vs. Lewis	L, 2-1
	at Marquette	W, 2-0
10/19	vs. Whitewater	W, 2-0
10/22-23	Whitewater Invitational	
	vs. Rock Valley (EX)	W, 2-0
	vs. Eau Claire	L, 2-0
	vs. Carthage	L, 2-0
10/30	PARKSIDE	W, 2-0
11/5-6	at Carthage Invitational	
	at Carthage	L, 2-1
	vs. Stevens Point	L, 2-1
	vs. Wisconsin	L, 2-0
	vs. Platteville	W, 2-1
	vs. Oshkosh	L, 2-0
11/12	#-vs. Oshkosh	L, 2-0
	#-vs. La Crosse	L, 2-0
	# - WWIAC Tournament	

1975 (22-13 Overall)

Head Coach: Beth Norton

9/20	at Wisconsin	L, 2-0
	vs. Oshkosh	W, 2-0
	vs. Stevens Point	W, 2-0
9/27	Quad at Platteville	
	at Platteville	W, 2-0
	vs. Wisconsin	L, 2-1
	vs. Winona State	W, 2-1
9/29	Triangular at Carroll	
	vs. Carthage	W, 2-1
	at Carroll	L, 2-0
10/4	at Oshkosh Tournament	
	vs. Platteville	W, 2-0

	at Oshkosh	L, 2-1
	vs. Whitewater	W, 2-0
10/7	at Whitewater	W, 2-0
	vs. Winona State	W, 2-0
10/11	PANTHER INVITATIONAL	
	WHITEWATER	W, 2-0
	GEORGE WILLIAMS	L, 2-1
	CARROLL	L, 2-1
10/17-18	at Carthage Invitational	
	vs. Oshkosh	W, 2-1
	vs. La Crosse	L, 2-0
	at Carthage	L, 2-1
	vs. Platteville	W, 2-0
10/21	CARTHAGE	W, 2-0
	PARKSIDE	W, 2-0
10/30	at Marquette	W, 2-0
11/1	PARKSIDE	W, 2-1
	STEVENS POINT	W, 2-0
	OSHKOSH	L, 2-0
11/8	#-vs. Whitewater	W, 2-0
	#-vs. Carroll	W, 2-0
	#-vs. Carthage	W, 2-1
	#-vs. Oshkosh	L, 2-0
11/14	\$-vs. Superior	W, 2-0
	\$-vs. La Crosse	L, 2-1
	\$-vs. Wisconsin	L, 2-0
	\$-vs. Oshkosh	L, 2-0
	\$-vs. Eau Claire	W, 2-1
	# - WWIAC Regionals	
	\$ - WWIAC Championships	

1974 (11-9 Overall)

Head Coach: Toni Vick

10/9	Madison Tournament	
	vs. River Falls	W, 2-0
	vs. La Crosse	L, 2-0
	vs. Northern Illinois	L, 2-1
10/15	UIC	L, 2-0
10/15	GEORGE WILLIAMS	L, 2-0
10/19	at Whitewater	W, 2-1
10/25	at Stevens Point	L, 2-0
10/26	OSHKOSH	W, 2-1
10/29	CARTHAGE	W, 2-0
10/29	WHITEWATER	W, 2-0
11/2	at Carthage Tournament	
	vs. Whitewater	W
	vs. Rock Valley (EX)	W
	at Carthage	L
11/9	#-vs. Whitewater	W, 2-1
	#-vs. Oshkosh	W, 2-1
	#-vs. Carthage	W, 2-1
11/15	\$-vs. Stevens Point	W, 2-0
	\$-vs. Superior	L, 2-1
	\$-vs. Carthage	L, 2-1
	\$-vs. Eau Claire	W, 2-0
	\$-vs. Wisconsin	L, 2-0

Additional results unavailable

- WWIAC Regional
\$ - State Championship

1973 (11-10 Overall)

Head Coach: Toni Vick

10/10	at Carthage	L, 2-0
10/12	STEVENS POINT	L, 2-1
10/13	at Carthage	W, 2-0
	vs. Oshkosh	W, 2-1
	vs. Whitewater	W, 2-1
10/19	at Wisconsin	W, 2-0

	vs. Carthage	L, 2-0
10/22	at Whitewater	W, 2-1
10/26	at Oshkosh	L, 2-1
11/3	at La Crosse	L, 2-0
	vs. Platteville	L, 2-1
	vs. Stout	W, 2-0
11/10	#-vs. Carthage	W, 2-1
	#-vs. Oshkosh	L, 2-0
	#-vs. Whitewater	W, 2-0
11/16	\$-vs. Eau Claire	W, 2-0
	\$-vs. Carthage	W, 2-1
11/17	\$-at Wisconsin	L, 2-0
	\$-vs. River Falls	W, 2-1
	\$-vs. La Crosse	L, 2-0
	\$-at Wisconsin	L, 2-0
	# - WWIAC Regional	
	\$ - WWIAC State Tourney, Madison	

UNITED WE RISE

Klotsche Center

The J. Martin Klotsche Center is the home of Panther volleyball.

The Klotsche Center, originally erected in 1977, has been given a number of new looks over the last 30 years. The floor has been repainted, complete with updated Panther and Horizon League logos. Plus, new video boards and courtside LED boards were installed for the 2013 season.

A much bigger project wrapped up in the spring of 2006. Along with work that created the brand-new Pavilion, adjacent to the Klotsche Center, the existing arena now has air conditioning, a new sound system and new concession areas. Plus, fans attending matches at the Klotsche Center can park in the 600-car Pavilion parking garage and enter the building without ever going outside.

Those latest projects are just the most recent major piece of work done to upgrade the home of Panther Athletics. The arena area was also renovated prior to the 1998-99 school year. The \$2 million project included the addition of comfort and chairback seating.

In 1996, new wood flooring and a new indoor track were added to the Klotsche Center. The floor has been renovated a number of other times, as well.

The Klotsche Center can hold as many as 5,000 spectators for a sporting event, and the volleyball capacity is approximately 2,500. The largest crowd to ever see a sporting event at the Klotsche Center is

The Klotsche Center is located at 3409 N. Downer Avenue. Fans can park in the Pavilion parking garage, which can be accessed via driveway off both Edgewood and Downer.

From the South or West, take I-94 to I-794 east. Follow 794 to the Lakefront/Lincoln Memorial Drive exit. Following Lincoln Memorial Drive along the lakeshore until Lincoln turns west and becomes Kenwood Blvd.

Follow Kenwood Blvd. to Downer Ave. Turn right on Downer to the Pavilion Parking Garage. From the north, take I-43 to the Capitol Dr. exit. Take a left at the stoplight at the end of the exit ramp and another left onto Capitol. Follow Capitol to Downer Ave. Turn right on Downer to the Pavilion Parking Garage.



5,015, present when the UWM men's basketball team faced Butler in 2002. The record for a volleyball crowd at the Klotsche Center is 1,121 set when UWM battled Wisconsin in the final match of the Panther Invitational in 2006. The Panthers have also drawn more than 3,000 fans for women's basketball battles with in-state rival Green Bay.

The UWM volleyball team has experienced nothing but success at the Klotsche Center in recent seasons. UWM is 179-36 in the building since 1996, while the Panthers have lost just eight regular-season league matches at the Klotsche Center since 2003. UWM also posted a school-record 33-match home winning streak from 1996-99 and has recorded three unbeaten campaigns at the Klotsche Center over the last 14 seasons.

The Panthers have recorded a number of memorable wins at the Klotsche Center. UWM opened the 1999 season with a win over ninth-ranked Wisconsin, while in 2000 the Panthers claimed a thrilling, five-game win over Cincinnati, which entered the match ranked number one in the region. UWM also claimed the 2001, 2011 and 2013 Horizon League Volleyball Tournament titles on its homecourt, and then captured a win over #18 Iowa State in 2008.

The Klotsche Center is used as a practice facility for most of UWM's varsity sports while serving as the homecourt for volleyball and women's basketball. A four-lane indoor track, added in 1996, is home to the UWM men's and women's track and field teams, and the Klotsche Center Natatorium, located on the lower level, is home to the UWM swimming and diving teams.

The Klotsche Center has been home to a number of league championship events,

including the 2006 Horizon League Women's Basketball Championship. The arena has also been home to a number of area high school playoff events. In August of 2002, the Klotsche Center played host to a game involving the Yugoslavian National Basketball team and NBA superstar Vlade Divac. The team wound up winning the World Basketball Championships the next month. The arena also played host to an appearance by President George W. Bush in August of 2002.

Year	League	Overall
2016	6-2	9-2
2015	5-3	7-4
2014	5-2	9-3
2013	6-1	8-2
2012	3-4	5-7
2011	8-0	12-2
2010	7-1	10-4
2009	7-1	8-4
2008	8-0	10-2
2007	8-0	13-1
2006	6-0	9-1
2005	7-0	8-3
2004	7-0	12-1
2003	6-1	9-2
2002	5-2	8-3
2001	7-0	13-1
2000	6-0	12-0
1999	5-1	11-1
1998	6-0	9-0
1997	5-1	13-0
1996	5-2	9-2
1995	3-4	9-5
1994	1-5	4-6
1993	1-8	3-10
1992	n/a	1-11
1991	n/a	1-8
1990	n/a	8-4
TOTALS	133-38	222-87

UNITED WE RISE